

CLESSIDRA

| | |
|------------------------------|---|
| Mounting | Wall |
| Lamps description | 2 LED 3000K - 600lm - CRI80 - 10W |
| Environment | Indoor, Outdoor |
| Finish | White, Chrome, Dark brown, Dark gray |
| Technical description | Diffused direct/indirect-light wall lighting device. Body obtained by means of aluminium pressofusion and diffusers in PMMA. Aluminium wall attachment with cover in PA66. Available in white-painted or chrome-plated for indoor version and dark brown-painted or dark gray-painted for outdoor version. High-efficiency lenses specially designed for the application, non-replaceable. Wide range (100-240Volt) power pack integrated in the body. Level IP55 |

ELECTRICAL

| | |
|--------------------|---------|
| Emergency | Without |
| Voltage (V) | 100/240 |

PHYSICAL

| | |
|------------------------------|----------------|
| Supply | Terminal block |
| Construction material | Aluminum, PMMA |
| Weight (kg) | 1.1 |



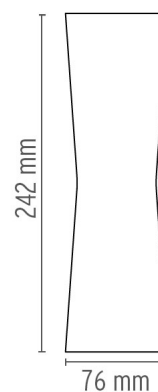
Clessidra

designed by Antonio Citterio

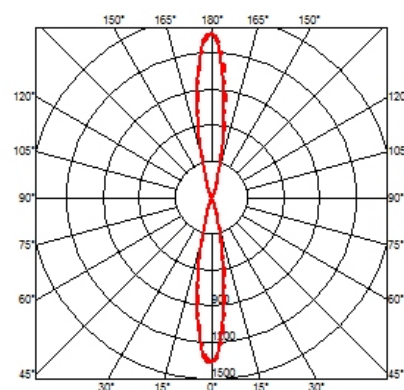
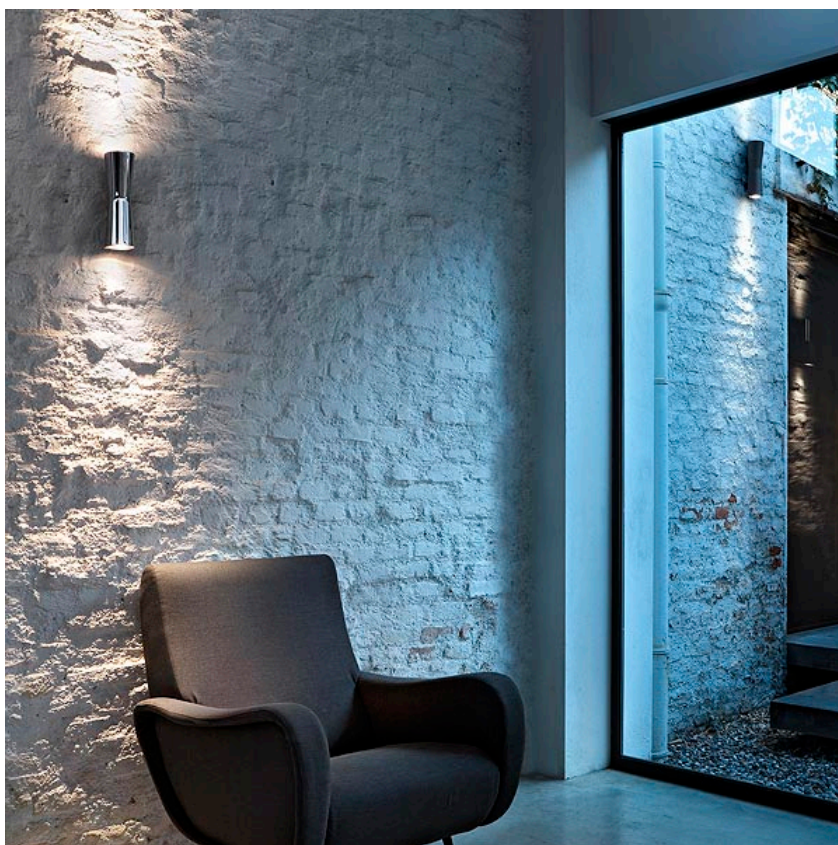
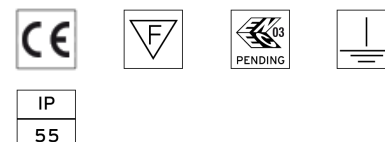
Diffused direct/indirect-light wall lighting device.

| | |
|------------|------------|
| ● F1583009 | White |
| ● F1583057 | Chrome |
| ● F1583026 | Dark brown |
| ● F1583023 | Dark gray |


DIMENSIONS



CERTIFICATIONS



Clessidra . Lamps



LED 10W CLESSIDRA

Lamp wattage:

10 W

Lamp category:

LED

Color temperature (K):

3000 °K

Lamp type:

LED



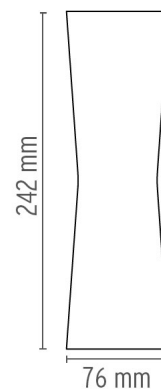
Clessidra

designed by Antonio Citterio

Diffused direct/indirect-light wall lighting device.

- FI583009 White
- FI583057 Chrome
- FI583026 Dark brown
- FI583023 Dark gray

DIMENSIONS



CERTIFICATIONS

