

NOC WALL

PRODUCT FACT SHEET



HAY

NOC WALL

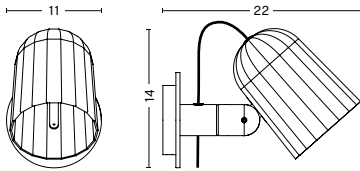
DESIGN BY DESIGN BY SMITHMATTHIAS, 2016

Noc Wall is an adaptable die-cast aluminium wall light with a faceted shade and a smooth powder coat finish. The rotating mechanism provides two points of adjustment and the main light is fixed into the wall-mounted bracket allowing the cable to hang freely from the light to be plugged into a wall socket. Noc Wall is a versatile light for everyday use in both domestic and commercial settings. It is supplied with a bulb and a two-metre cable with inline switch. Noc Wall is available in dark grey and off white.

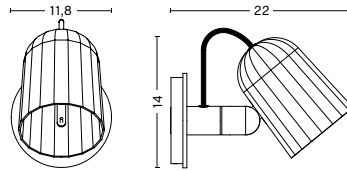
HIGHLIGHTS

- Part of a progressive and technologically advanced lighting collection.
- A flexible, engineered clip light with character.
- CE approved.
- Supplied with a replaceable standard E14 LED bulb with an estimated life span of 25.000 hours of use.
- Available in two variants; with touch sensitive button and integrated cable or with external cable and inline switch.
- Suitable for both private and office environments.
- Qualified for contract use.
- For indoor use only.

DIMENSIONS



NOC WALL
WIDTH 11 CM | 4.3"
DEPTH 22 CM | 8.7"
HEIGHT 14 CM | 5.5"



NOC WALL BUTTON
WIDTH 11,8 CM | 4.6"
DEPTH 22 CM | 8.7"
HEIGHT 14 CM | 5.5"

MATERIALS

LAMP STEM AND BASE
Machined aluminium.

LAMP SHADE
Die cast aluminium.

CORD
Silicone cable.

Please note that the cable is black for the dark grey version and white for the off white version.

OPTIONS

Incl. UK Plug converter.

COLOUR & FINISH

Please note that the colour codes are indicative.



DARK GREY
RAL 7016



OFF WHITE
PANTONE 1C

TECHNICAL SPECIFICATIONS NOC WALL

LIGHT SOURCE	POWER (WATTS)	DIMMABLE	POWER SUPPLY	CORD LENGTH	SWITCH
LED E14 (A15)*	5,5W	No	220-240V AC at 50-60Hz	200 cm	Inline Switch

*Bulb included.

TECHNICAL SPECIFICATIONS NOC WALL BUTTON

LIGHT SOURCE	POWER (WATTS)	DIMMABLE	POWER SUPPLY	CORD LENGTH	SWITCH
LED E14 (A15)*	5,5W	No	220-240V AC at 50-60Hz	N/A	Integrated switch

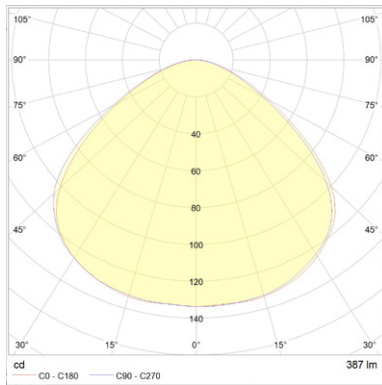
*Bulb included.

TEST SPECIFICATIONS*

FLUX (LUMENS)	CCT (KELVIN) & CRI (1-100)
470lm	The levels will vary depending on the type of bulb used in the lamp.

*Photometrics and the specification shown is taken using the included LED bulb fitted in the production luminaire.

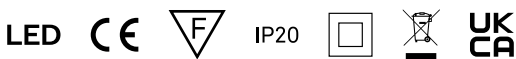
PHOTOMETRICS



CERTIFICATES

CE APPROVED

This product has been assessed and complies with the essential requirements of the relevant European directives.



Tested according to the following european EN / IEC standards which relate specifically to electrical lighting products including

- EN 55015:2013 (radio disturbance)
- EN 61547:2009 (EMC immunity)
- EN 61000-3-2:2014 (EMC compatibility)
- EN 61000-3-3:2013 (EMC compatibility)
- EN 60598-2-4:1997 (portable luminaires)
- EN 60598-1:2015 (general requirements)
- EN 62493:2010 (human exposure to EMC)

COUNTRY OF ORIGIN

China

DOWNLOADS

Packshots and lifestyle photos, 2D / 3D files, care and maintenance, instructions, test certificates, product fact sheets, and product presentations are available in our Image Bank at hay.com.

[LINK TO IMAGE BANK](#)