

# VL RING CROWN FLOOR LAMP


VL Ring Crown Floor Lamp - 5744613318

The VL Ring Crown Floor Lamp offers direct downward light through the opening at the bottom of the glossy, mouth-blown glass shade. The three-layered opal white glass provides soft, diffused and uniform illumination that surrounds the lamp, ensuring pleasant, glare-free lighting and an inviting ambience.



## Vilhelm Lauritzen

Vilhelm Lauritzen (1894–1984) is one of the most significant architects in the history of Denmark; he was the trail-blazing figurehead of Danish functionalism. A number of his buildings – Nørrebro Theatre (1931–32), Daeils Varehus department store (1928–35), Radihuset (1936–41) and the first airport built in Kastrup (1937–39) – represented the concentrated essence of contemporary life.



## VL Ring Crown Floor Lamp

## Product info

### Information

Please note that the brass surfaces are untreated. This means that the surface will change over time and develop a patina.

### Mounting

3.2 m. White textile cord with plug. Foot switch on the cord.

### Finish

Glossy, Mouth-blown, 3-layered, polished opal glass. Satin polished brass.

### Materials

Mouth-blown 3-layered opal glass. Brass.

### Sizes and weights

width x Height x Length (mm) | 273 x 1313 x 240 Max 6.5 kg

### Class

Ingress protection IP20. Electric shock protection II.

### Light source


1x40W E27

### Information

Please note that the brass surfaces are untreated. This means that the surface will change over time and develop a patina.




## Related products




VL Ring Crown 3-5-7 Pendant




VL Ring Crown 1 Pendant




VL Ring Crown 2 Wall Lamp



VL Studio Table/Floor Lamp



VL Studio Wall Lamp



VL Ring Crown 1 Wall Lamp



VL 45 Radiohus Pendant



VL Ring Crown Table Lamp

## Data specifications

Colour	Brass/opal glass	Length	240
Width	273	Height	1313
Built-in Height	-	IP class	-
Class	-	Net Weight	6.5
Standby (W)	-	Power Factor (P = 100 % / P = 50 %)	-
Inrush Current	-	Light source	1x40W E27
Kelvin	-	CRI	-
SDCM	-	Lumen	-
Watt	-	Efficacy	-
Light control	-	Min. Dim Level (%)	-
UGR Transversal / Axial	-	L80B50 (hours)	-
Driver life	-		