

DUST

Completamente sfoderabile
Totally removable cover
Complètement déhoussable

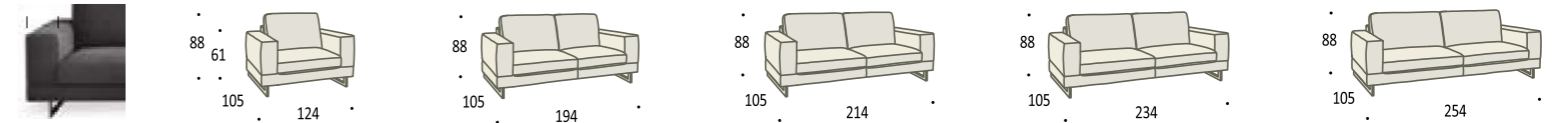


Caratteristiche tecniche

Technical characteristics

Caractéristiques techniques

Struttura -Realizzata con masselli portanti in legno massiccio di abete in vari spessori. Fianchi e parti strutturali in multistrato di pino in vari spessori. 18mm fir or pine plywood sides and structural parts in various thicknesses. 18mm fir or pine plywood sides and structural parts in various thicknesses. **Structure** - Réalisée avec des éléments porteurs en bois massif de sapin de différentes épaisseurs. Panneaux latéraux en bois massif de différentes épaisseurs. **Structure** - Réalisée avec des éléments porteurs en bois massif de sapin de différentes épaisseurs. Panneaux latéraux en bois massif de différentes épaisseurs.



Armrest Épaisseur Armchair Fautéuil 2-seater sofa Cănașă 2 places 2-seater sofa Cănașă 2 places 3-seater sofa Cănașă 3 places 3-seater sofa Cănașă 3 places

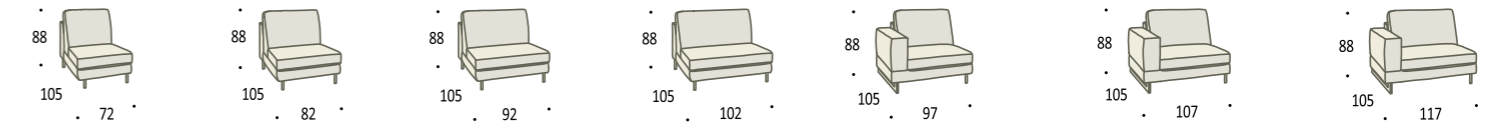


Elemento centrale Small Elemento centrale Midi Elemento centrale Large Elemento centrale Big Laterale 1 posto Small DX-SX Laterale 1 posto Large DX-SX Laterale 1 posto Midi DX-SX Laterale 1 posto Large DX-SX

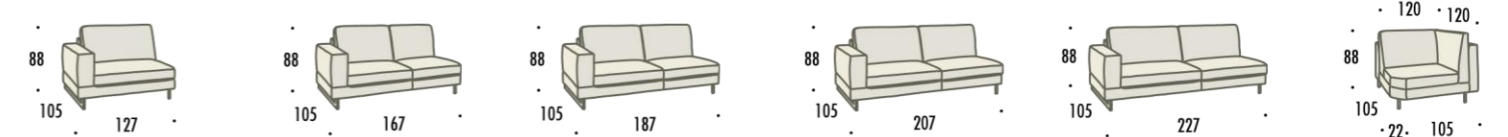
RH-LH End element with peninsula Large RH-LH Corner side element Large Soap-shaped headrest Cylinder-shaped headrest

Terminal avec péninsule Large D-G Latéral angle Large D-G Appuie-tête a forme de savon Appuie-tête a forme de cylindre

Esempio composizione / Layout example / Exemple de composition



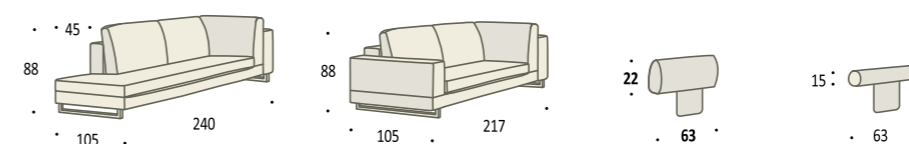
Central element Small Chauffeuse Small Central element Midi Chauffeuse Midi Central element Large Chauffeuse Large Central element Big Chauffeuse Big RH-LH 1-seater side element Small Canapé bâtarde 1 place Small D-G RH-LH 1-seater side element Midi Canapé bâtarde 1 place Midi D-G RH-LH 1-seater side element Large Canapé bâtarde 1 place Large D-G



Art. dx BD - Art. sx BS Laterale 1 posto Big DX-SX RH-LH 1-seater side element Big Canapé bâtarde 1 place Big D-G Art. dx 2D - Art. sx 2S Laterale 2 posti Small DX-SX RH-LH 2-seater side element Small Canapé bâtarde 2 place Small D-G Art. dx GD - Art. sx GS Laterale 2 posti Midi DX-SX RH-LH 2-seater side element Midi Canapé bâtarde 2 place Midi D-G Art. dx 3D - Art. sx 3S Laterale 3 posti Large DX-SX RH-LH 3-seater side element Large Canapé bâtarde 3 place Large D-G Art. dx 6D - Art. sx 6S Laterale 3 posti Big DX-SX RH-LH 3-seater side element Big Canapé bâtarde 3 place Big D-G Art. AQ Angolo quadro Square corner Angle carré



Art. dx CD - Art. sx CS Chaise longue Midi DX-SX RH-LH Chaise longue Méridienne Midi Art. dx CL - Art. sx LC Chaise longue Large DX-SX RH-LH Chaise longue Méridienne Large Art. dx CB - Art. sx BC Chaise longue Big DX-SX RH-LH Chaise longue Méridienne Big Art. dx IM - Art. sx MI Elemento ad isola Midi DX-SX RH-LH Deep seat element Élément assise plus Midi Art. dx IL - Art. sx LI Elemento ad isola Large DX-SX RH-LH Deep seat element Élément assise plus Large Art. dx IB - Art. sx BI Elemento ad isola Big DX-SX RH-LH Deep seat element Élément assise plus Big



Art. dx TP - Art. sx PT Terminale c/penisola Large Art. dx LT - Art. sx TL Laterale angolo Large Art. 30 Poggiatesta Art. 31 Poggiatesta

Barra ICE H.14 ICE bar H.14 Barre ICE H.14

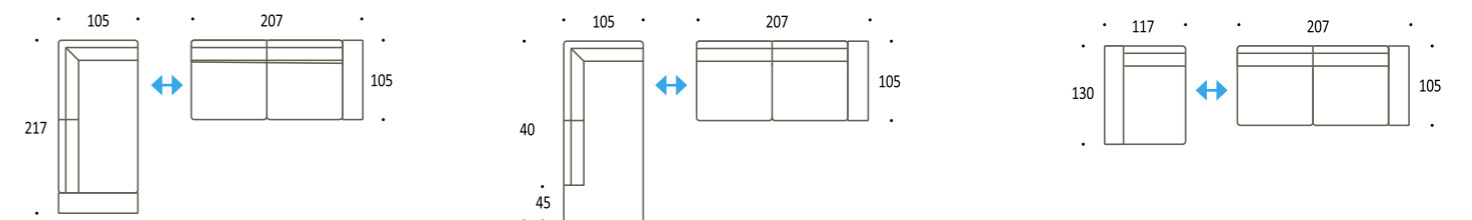


Carbon look lucido
Shining Carbon look
Carbon look brillant

Optional poggiatesta Optional headrest Option appui-tête



Optional bordo a contrasto Optional contrasting border Option bordure en contraste



H-LH Deep seat element Large + RH-LH 3-seater side element Large Élément assise plus Large D-G + Canapé bâtarde 3 place Large D-G