

S
O
F
A
·
B
E
D
S

D
A
N
I
E
L

recubierta con relleno mixto de pluma en cámaras separadas. Tapizado del cojín del asiento moldeado y encolado de 200 gramos. Respaldo en plancha de espuma 16S recubierta con relleno mixto de pluma en cámaras separadas. Apoyabrazos en espuma de poliéster D30, indeformable y moldeada, sustentación 8,0.

SOFA . BEDS

Rete

Meccanica con tubolare d'acciaio a sezione quadra verniciata con polveri epossidiche e dotata di meccanismo testato dal nostro ufficio tecnico per oltre 2.000 cicli di apertura. Il piano dormita supporta il peso di due persone adulte di peso medio senza deformarsi.

Telaio

Realizzato con masselli di abete in vari spessori, parti di tamponamento in fibra di legno e/o compensato, fianchi in agglomerato di legno da 18 mm. Fibra grezza e/o agglomerato di legno a bassa emissione di formaldeide, il tutto rivestito con vellutino 100% poliammide termoaccoppiato ad espanso di poliester e/o ovatta di poliester 100% da 200gr.

Imbottitura

Seduta in lastra di espanso 38SR ricoperta da imbottitura in misto piuma a camere separate. Rivestimento cuscino seduta sagomato ed incollato da 200gr. Schiena in lastra di espanso 16S ricoperta da imbottitura in misto piuma a camere separate. Braccioli tampone in espanso indeformabile sagomato in poliester D30 portanza 8,0.

Mesh bed base

Mechanical parts made of square section steel tubing with epoxy powder paint finish, equipped with a mechanism tested by our engineering department for over 2,000 opening cycles. The sleeping deck supports two adults of average weight without deforming.

Frame

Made of solid fir in various thicknesses, reinforcement parts in wood fibre and/or plywood, 18 mm thick particleboard sides. Low formaldehyde emission rough fibre and/or particleboard, all covered in 100% polyamide velveteen thermobonded to 200g 100% polyester foam and/or polyester wadding.

Padding

Seat made of 38SR foam block covered with mixed feather padding in separate chambers. Chair cushion with 200g upholstery shaped and glued. Back made of 16S foam block covered with mixed feather padding in separate chambers. Pad armrests made of shaped nondeformable D30 polyester foam capacity 8.0.

Sommier

Mécanique avec tubulaire en acier à section carrée vernis avec des poudres époxydes et doté d'un mécanisme testé, par notre bureau technique, par plus de 2000 cycles d'ouverture. Le plan de sommeil supporte le poids de deux personnes adultes de poids moyen sans se déformer.

Châssis

Réalisé en pin massif d'épaisseurs variables, avec des pièces de tamponnement en fibre de bois et/ou compensé, des côtés en bois aggloméré de 18 mm. Fibre brute et/ou bois aggloméré à basse émission de formaldéhyde, le tout revêtu par du velours 100% polyamide thermo accouplé par du polyester expansé et/ou 200gr. de ouate 100% polyester.

Rembourrage

Assise en plaque expansée 38SR recouverte par un rembourrage de plumes mixtes à chambres séparées. Revêtement coussin assise moulé et collé de 200gr. Dossier en plaque expansée 16S recouverte par un rembourrage de plumes mixtes à chambres séparées. Accouvoirs tampons en expansé indéformable moulé en polyester D30 portance 8,0.

BRACCILO A 18 | ARMREST A 18 | ACCOUDOIR A 18 | APOYABRAZOS A 18



H. 87



BRACCILO B 28 | ARMREST B 28 | ACCOUDOIR B 28 | APOYABRAZOS B 28



H. 87



Somier

Mecánico con tubo de acero de sección cuadrada, pintado con polvos epoxídicos y equipado con mecanismo probado por nuestra oficina técnica durante más de 2.000 ciclos de apertura. La superficie de descanso sostiene el peso de dos personas adultas de compleción media sin deformarse. **Bastidor**

Fabricado en madera maciza de abeto de distintos espesores, remates en fibra de madera y/o madera contrachapada, costados en conglomerado de madera de 18 mm. Fibra de madera bruta y/o conglomerado de madera con baja emisión de formaldehído, todo recubierto de velludillo 100% poliamida, laminado térmicamente con espuma de poliéster y/o guata de poliéster 100% de 200 gramos. **Relleno** Asiento en plancha de espuma 38SR

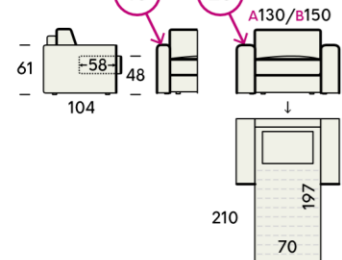


respaldo – asiento mixto pluma

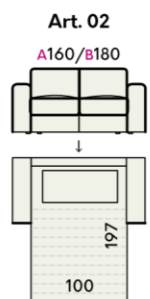


BRACCIOLO
ARMREST
ACCUDOIR
APOYABRAZOS

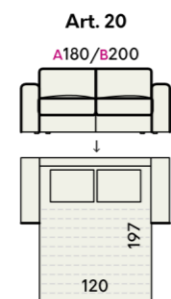
A 18 B 28



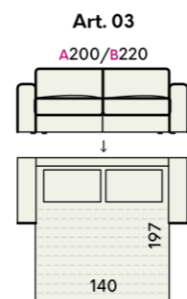
Art. 01
A130/B150
Poltrona/Letto
Chair bed
Fauteuil convertible
Sillón/Cama



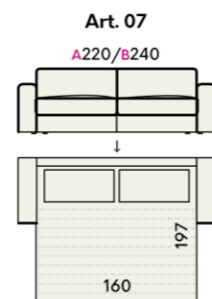
Art. 02
A160/B180
Divano/letto 2 posti
2-seater sofa bed
Canapé convertible 2 places
Sofá/cama 2 plazas



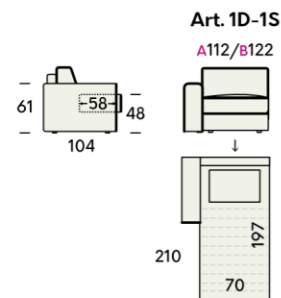
Art. 20
A180/B200
Divano/letto 2 posti grande
2-seater large sofa bed
Canapé convertible 2 grandes pl.
Sofá/cama 2 plazas grande



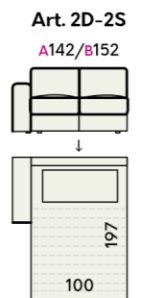
Art. 03
A200/B220
Divano/letto 3 posti
3-seater sofa bed
Canapé convertible 3 places
Sofá/cama 3 plazas



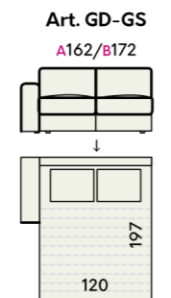
Art. 07
A220/B240
Divano/letto 3 posti maxi
Maxi 3-seater sofa bed
Canapé convertible
3 places maxi
Sofá/cama 3 plazas maxi



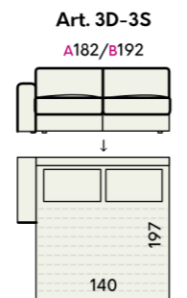
Art. 1D-1S
A112/B122
Laterale/letto 1 posto
RH-LH 1-seater side eL
Canapé bâtarde 1 place D-G
Larguero/cama 1 plaza



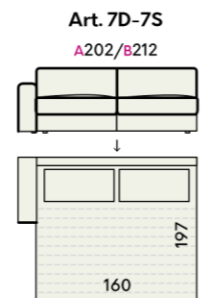
Art. 2D-2S
A142/B152
Laterale/letto 2 posti
RH-LH 2-seater side eL
Canapé bâtarde 2 places D-G
Larguero/cama 2 plazas



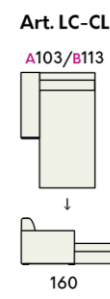
Art. GD-GS
A162/B172
Laterale/letto 2 posti grande
RH-LH 2-seater large side eL
Canapé bâtarde 2 grandes pl. D-G
Larguero/cama 2 plazas grande



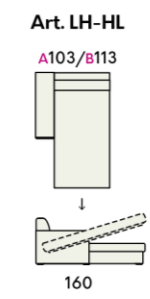
Art. 3D-3S
A182/B192
Laterale/letto 3 posti
RH-LH 3-seater side eL
Canapé bâtarde 3 places D-G
Larguero/cama 3 plazas



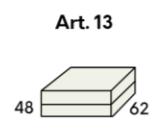
Art. 7D-7S
A202/B212
Laterale/letto 3 posti maxi
RH-LH maxi 3-seater side eL
Canapé bâtarde 3 maxi places D-G
Larguero/cama 3 plazas maxi



Art. LC-CL
A103/B113
Chaise longue



Art. LH-HL
A103/B113
Chaise longue c/contenitore



Art. 13
Pouf
Pouf
Pouf
Puf
160

160

82

RH-LH chaise longue
Mérienne D-G
Chaise longue

RH-LH chaise longue
with storage
Mérienne D-G rangement
Chaise longue con contenedor

s
c
h
i
e
n
a
-
s
e
d
u
t
a

Esempi compositivi

Compositional examples | Exemples de composition | Ejemplos de composición

