



AYTM

## ***CURVA SHELF***

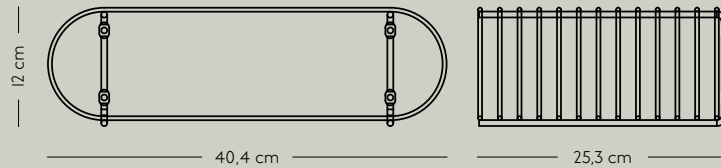
---

*Product sheet*







## ***SPECIFICATIONS***

<i>PRODUCT TYPE</i>	.....	Shelf
<i>PRODUCT NAME</i>	.....	CURVA
<i>COLOURS</i>	.....	Gold Silver Black Taupe
<i>DIMENSION</i>	.....	L:40,4 W:25,3 H:12 cm
<i>WEIGHT</i>	.....	1,5 kg
<i>MATERIAL</i>	.....	Steel w. brass plating Steel w. chrome plating Steel w. matte powder coating
<i>QUANTITY PER PARCEL</i>	.....	1
<i>PACKAGING DIMENSIONS</i>	.....	L:43 W:28 H:15 cm
<i>PACKAGING WEIGHT</i>	.....	1,85 kg
<i>COMPLIANT WITH</i>	.....	EN 16121 & ANSI/BIFMA X5.9
<i>MAX LOAD</i>	.....	15 kg



## VARIATIONS



BLACK  
Art. No.  
50329005008I



GOLD  
Art. No.  
50329000508I



TAUPE  
Art. No.  
50329004408I



SILVER  
Art. No.  
50329000408I

## ***CARE GUIDE — METALS***

### ***HOW TO CLEAN / POLISH***

#### ***PLATED IRON / STEEL / ALUMINIUM***

To get rid of dirt and dust, mix a mild detergent with warm water. Dip a soft cloth into the water & wipe the item down with the cloth. If necessary, wipe the item dry with a soft dry cloth.

*(Avoid scraping with an abrasive cloth, that could damage the surface)*

#### ***POWDER COATED IRON / STEEL / ALUMINIUM***

To get rid of dirt and dust, mix a mild detergent with warm water. Dip a lint free cloth into the water & wipe the item down with the cloth. If necessary, wipe the item dry with a soft dry cloth.

*(Avoid scraping or rubbing the powder coating with an abrasive cloth that could damage or remove the coating from the surface)*

#### ***BRASS / STAINLESS STEEL***

Make sure the metal is clean for dust and dirt on all surfaces before you begin polishing. Then apply an adequate amount of metal polish for brass / stainless steel with a soft and dry cotton cloth to the item. Use a soft & dry cloth to polish the surface before the polish has dried.

*(Make sure to read the instructions on the metal polish for specific guidance)*

# ***STORYTELLING***

## ***CURVA SHELF / BY AYTM DESIGN TEAM***

Inspired by the gentle waves of the ocean that frame our world, the CURVA shelf refers to a mild summer day, where a warm breeze and a blue sky dominate the atmosphere. The simple wires create a sleek and yet sculptural expression that combine practicality with aesthetic. The functionality is determined solely by your imagination. Due to the simple contours, CURVA shelf cast beautiful shadows and reflections that add a different dimension and dynamic to any space. The overall look takes on a light touch and blends perfectly into any setting.

## ***THE CURVA FAMILY***

Inspired by the waves of the ocean, the CURVA family refers to a mild summer day where a warm breeze and blue skies dominates the atmosphere. With the simple curves and contours, CURVA casts beautiful shadows and reflections that adds dimension and dynamic to any space. The overall appearance of CURVA takes on a light touch and blends perfectly into any setting. The simple wires creates a sleek, yet sculptural, expression that combines practicality with aesthetic with a functionality that is determined solely by your imagination.