

Premium Collection

Introduzione Cizeta è una solida realtà, con alle spalle 40 anni di esperienza e valori con radici ancora più antiche. Cultura del legno, cura artigianale del dettaglio e delle lavorazioni, ricerca della bellezza e della funzionalità, nella migliore tradizione progettuale e industriale italiana. Ma Cizeta è anche ricerca tecnologica, flessibilità produttiva e stilistica, disponibilità rapida del prodotto, garanzia di durata e servizio nel tempo, ergonomia e rispetto dell'ambiente. Tutto questo in una collezione di sedute versatili e di alta qualità, create per arricchire di emozioni e di possibilità gli ambienti più diversi: dal contract alla casa, dagli scenari tradizionali alle architetture contemporanee.

Introduction Cizeta is a robust firm, with over forty years' experience under its belt, and values that are even more deep-rooted: carpentry culture, craftsmanlike attention to detail and processes, seeking beauty and practicality, following the finest of Italian design and industrial tradition. But Cizeta also means technological research, flexible productivity and style, rapid availability of products, guaranteed durability and serviceability, ergonomics and eco-friendly ethics. All this in a collection of versatile and high-quality chairs, created to add new sensations and possibilities to highly diverse settings: from contract to home, from the traditional locations to the contemporary architecture.

Combinazione di artigianalità e tecnologie avanzate La qualità Cizeta inizia dalla scelta del legno, dei rivestimenti e degli altri materiali, per poi procedere lungo tutte le fasi produttive. Manualità artigianale, esperienza industriale e ricerca tecnologica si fondono in realizzazioni che garantiscono una superiore resistenza e durata, anche grazie ad esclusive tecniche costruttive, appositamente studiate per conciliare le esigenze del design con le doti funzionali e tecniche del prodotto finito. Molti prodotti sono inoltre sottoposti ai severi test del Catas, uno dei principali istituti di qualità nel panorama del legno e dell'arredo.

Combination of craftsmanship and advanced technology Cizeta's quality starts from the choice of the wood, coatings and other materials, and then involves all production stages. Craftsmanship, industrial experience and technological research merge into products that provide superior strength and durability, thanks to unique construction techniques, specifically designed to accommodate the necessary aesthetics with the functional and technical qualities of the finished product. Many products are also subjected to severe tests by Catas, one of the leading quality institutions in the wood and furniture sector.



100% Made in Italy Da sempre, Cizeta realizza completamente i propri prodotti a San Giovanni al Natisone, in un territorio nel quale la lavorazione del legno e l'industria della sedia sono una profonda tradizione. Tutte le fasi della produzione si svolgono in un raggio di pochi chilometri, sotto il diretto controllo dell'equipe aziendale, in ambienti di lavoro etici e sostenibili. Tipicamente italiana è anche la cultura del progetto, caratterizzata da un'armoniosa sintesi di ricerca estetica e funzionale, accompagnata da una cura dei dettagli che rende unica ogni realizzazione.

100% Made in Italy Right from the start, Cizeta has completely manufactured its products in San Giovanni al Natisone, in a territory where the woodworking industry and the chair sector have a long tradition. All stages of production take place within few kilometers, under the direct control of the company's team, in ethical and sustainable workplaces. Typically Italian is also the design culture, characterized by a harmonious blend of aesthetic and functional research, accompanied by such an attention to detail that makes each creation unique.



Rispetto per l'ambiente in cui viviamo Il legno è una materia prima viva, calda e naturale che va gestita con intelligenza e senso di responsabilità ambientale, per non compromettere il prezioso patrimonio forestale dell'intero pianeta. I prodotti Cizeta utilizzano legno proveniente da foreste a ricrescita controllata certificate FSC® (Forest Stewardship Council®), in sintonia con gli standard internazionali per il “green building”. A questo si affianca la costante attenzione dedicata all'ambiente, anche all'interno dello stabilimento: dall'efficienza energetica, alla gestione dei rifiuti, al riciclo ecologico degli scarti di lavorazione del legno.

Respect for the environment in which we live Wood is a living, warm and natural material that should be managed with intelligence and a sense of environmental responsibility, not to endanger the precious forestry resources of the entire planet. Cizeta products only use wood from controlled regrow forests certified by FSC® (Forest Stewardship Council®), in line with international “green building” standards. This is accompanied by constant attention to the environment, also within the factory: from energy efficiency to waste management and the ecological recycling of wood scraps.





Roberto Romanello



Mikko Laakkonen



Luca Scacchetti



Chiaramonte Marin



Martijn Hoogendijk



Matteo Cibic



Giorgia Zanellato



Giulio Lazzotti



Studio Balutto Associati



Benatti Brothers



Thesia Progetti



Studiolab



Paolo Martinig



Edi & Paolo Ciani



Luca De Bona, Dario De Meo



Karim Rashid

Index

Derby ⁰⁰²

Tivoli ⁰¹⁴

Grado ⁰³²

Stube ⁰⁴⁴

Alpha ⁰⁵⁴

Gren ⁰⁷⁰

Ginger ⁰⁷⁶

Aston ⁰⁸⁶

Remo ⁰⁹⁴

Plug ¹⁰⁶

Yard ¹²⁰

Juno ¹²⁸

Xenia ¹⁴⁰

Tenues ¹⁵²

Artù ¹⁶²

Sagitta ¹⁷⁰

Fuji ¹⁷⁶

Linea ¹⁸⁶

Sendy ¹⁹⁸

Chas ²⁰⁸

Isire ²¹⁴

Stea ²²⁰

Tress ²²⁴

Rototò ²³⁰

Fidia ²³⁸

Gamma ²⁴²

Frech ²⁴⁸

Zoe ²⁵⁶

Arena ²⁶⁴

Spring ²⁷⁶

Missy ²⁸⁴

Noss ²⁹²

Geisha ³⁰⁰

Cocoon ³⁰⁶

Sumi ³¹⁴

Prisma ³²²

Rock & Roll ³³²

Sfer ³⁴²

Gaba ³⁴⁸

Mida ³⁵⁴

Colimbas ³⁶⁰

Fleur ³⁶⁸

Feuss ³⁷⁸



Derby

Design by
Roberto Romanello

Essenza / Essence
Frassino / Ash

Derby è una collezione di sedute in legno di frassino con chiari riferimenti stilistici alla ricerca dei maestri scandinavi degli anni '50 e '60 che caratterizzano questi oggetti dalle linee essenziali ed eleganti. La struttura è in frassino massello naturale o tinto a poro aperto, mentre sedile e schienale sono realizzati in multistrati curvati. A completare la gamma sono previste anche le versioni con pannello per il sedile imbottito in tessuto o in pelle.

Derby is a collection of ash wood seating, featuring clear stylistic references to the work of the Scandinavian masters of the fifties and sixties with their clean, elegant lines. The structure is in solid ash, in its natural colour or with open-pore staining, while the seat and back are made of curved plywood. Completing the range are versions with a seat panel upholstered in fabric or leather.



004

Premium

Collection




Cizeta

Derby


005







Derby 2601 SE / 2602 PO / 2603 SG



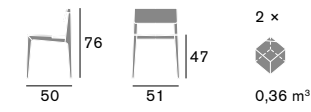
Prodotto / Product
Derby ®

Design by
Roberto Romanello

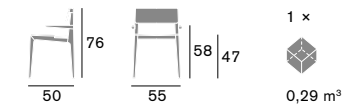
Essenza / Essence
Frassino / Ash



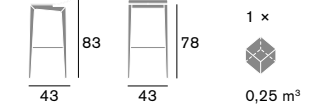
Derby 2601 SE
Dimensioni / Sizes




Derby 2602 PO
Dimensioni / Sizes



Derby 2603 SG
Dimensioni / Sizes



Derby 2601 SE





Tivoli

Design by
Mikko Laakkonen

Essenza / Essence
Frassino / Ash

La collezione Tivoli rilegge in chiave moderna il design scandinavo della metà del ventesimo secolo. I particolari fuselli in legno curvato che contraddistinguono questa collezione le donano carattere e al contempo solidità. La struttura è realizzata in legno massello di frassino mentre il sedile è disponibile in multistrato verniciato, imbottito in diversi materiali oppure intrecciato in cordino di carta. La sedia e la poltroncina sono impilabili e la collezione è completata da un elegante sgabello e da un'accogliente poltrona lounge, dotata su richiesta dei cuscini imbottiti.

The Tivoli collection is a modern retake on Scandinavian design from the mid-twentieth century. Its distinctive curved wooden spindles give this collection character as well as sturdiness. The structure is made of solid ash wood, while the seat is available in varnished plywood, upholstered in a range of materials or in woven paper cord. The dining and carver chairs are stackable, and the collection is completed with an elegant stool and a cosy lounge chair, which can be upholstered on request.













Tivoli 2509 LO





Tivoli 2501 SE



Tivoli 2502 PO





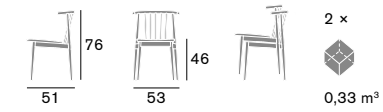
Prodotto / Product
Tivoli ®

Design by
Mikko Laakkonen

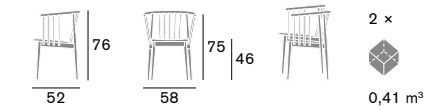
Essenza / Essence
Frassino / Ash



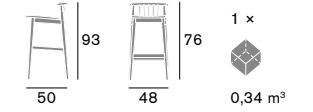
Tivoli 2501 SE
Dimensioni / Sizes



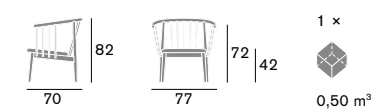
Tivoli 2502 PO
Dimensioni / Sizes



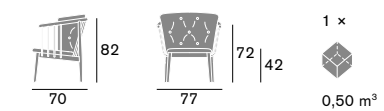
Tivoli 2503 SG
Dimensioni / Sizes



Tivoli 2504 LO
Dimensioni / Sizes



Tivoli 2509 LO
Dimensioni / Sizes





Grado

Design by
Mikko Laakkonen

Essenza / Essence
Frassino / Ash


Grado è una collezione caratterizzata dalle morbide curve e dallo schienale dalle dimensioni generose che la rendono riconoscibile ed ergonomica, comoda e resistente. Grado, con struttura in frassino massello e particolare schienale in multistrato tridimensionale, è progettata per adattarsi e fondersi con l'ambiente circostante e garantire un comfort eccezionale. La sedia e la poltroncina, in cui spicca il bracciolo "scultoreo", sono impilabili. Tutte le versioni sono disponibili con sedile in multistrato curvato oppure imbottito e le finiture sono totalmente personalizzabili.

Grado is a collection featuring soft curves and an ample backrest, making it recognisable as well as ergonomic, comfortable and durable. Grado has a solid ash structure and distinctive plywood backrest, and is designed to adapt and blend into its setting while guaranteeing exceptional comfort. The dining chair and the carver chair, with its "sculptural" armrests, are both stackable. The seat of all versions is available in curved plywood or upholstered, and the finishes are fully customisable.









Grado 2542 PO / 2541 SE / 2543 SG



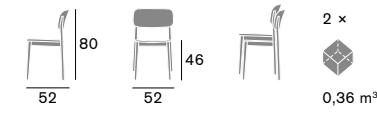
Prodotto / Product
Grado ®

Design by
Mikko Laakkonen

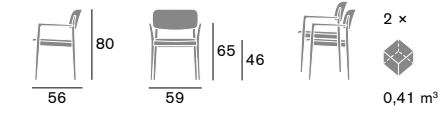
Essenza / Essence
Frassino / Ash



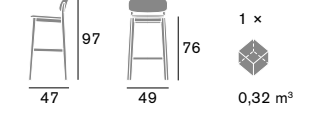
Grado 2541 SE
Dimensioni / Sizes



Grado 2542 PO
Dimensioni / Sizes



Grado 2543 SG
Dimensioni / Sizes





Stube

Design by
Mikko Laakkonen

Essenza / Essence
Frassino / Ash

Stube rappresenta qualcosa di unico: è il punto di incontro tra diverse epoche e culture. In Stube convivono eccezionali dettagli di ebanisteria assieme a tecniche di lavorazione all'avanguardia. L'ampia spalliera dona carattere e grande comfort. La semplicità e la naturalezza del frassino massello che costituisce per intero la struttura, vengono esaltate dai pregevoli dettagli che contraddistinguono questa seduta.

Stube is something quite unique: the meeting point between different eras and cultures. Stube embraces the exceptional detailing of traditional cabinetmaking, together with state-of-the-art processing techniques. The generous backrest adds both character and comfort in abundance. The simplicity and naturalness of solid ash, used throughout the entire structure, are enhanced by the exquisite details that are a distinguishing feature of this chair.







Stube 2511 SE




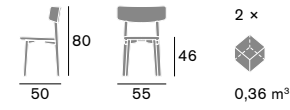
Prodotto / Product
Stube ®

Design by
Mikko Laakkonen

Essenza / Essence
Frassino / Ash



Stube 2511 SE
Dimensioni / Sizes





Alpha


Design by
Matteo Cibic

Essenza / Essence
Frassino / Ash

Partendo dallo studio dello stile Shaker e dal loro concetto di semplicità, utilità e onestà e conseguentemente di progetti di arredo da loro realizzati, li reinterpreta e sviluppa con uno spirito contemporaneo. Sedia e poltroncina realizzate in frassino massello sono contraddistinte da una speciale eleganza, una bellezza semplice, una grazia quasi spirituale. Gli abbinamenti fra materiali tradizionali sono punti fondamentali di un mondo progettuale guidato dal pensiero che la bellezza risiede nell'utilità. La collezione è declinata in diverse versioni: con sedile e schienale imbottiti in tessuto o in pelle, con intreccio in cordoncino di carta oppure con schienale intrecciato in cima nautica.

Setting out from a study of the Shaker style and its values of simplicity, utility and honesty, and of the furniture designs created by that community, offers a reinterpretation, developed with a contemporary spirit. The solid ash dining and carver chairs are distinguished by their special elegance, simple beauty and almost spiritual grace. The combinations of traditional materials are fundamental points in a world in which design is guided by the idea that beauty lies in utility. The collection is available in a number of different versions: with seat and backrest upholstered in fabric or leather, in woven paper cord, or with a backrest in woven nautical rope.







Alpha 2526 PO / 2521 SE



Alpha 2527 PO





Alpha 2529 PO



Alpha 2523 SE



Alpha 2522 SE



Alpha 2525 SE




Alpha 2530 PO




Alpha 2525 SE / 2521 SE



Alpha 2533 SG



Alpha 2531 SG





Alpha 2521 SE
Dimensioni / Sizes

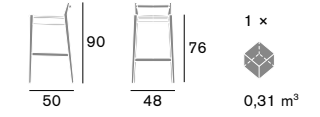
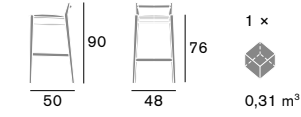
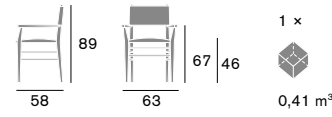
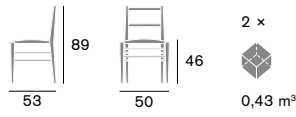
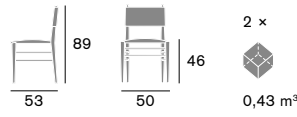
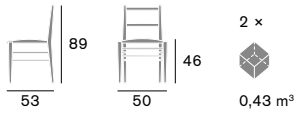
Alpha 2522 SE
Dimensioni / Sizes

Alpha 2523 SE
Dimensioni / Sizes

Alpha 2530 PO
Dimensioni / Sizes

Alpha 2531 SG
Dimensioni / Sizes

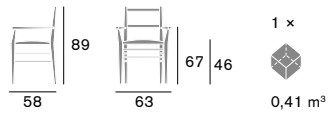
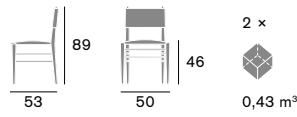
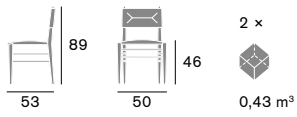
Alpha 2533 SG
Dimensioni / Sizes



Alpha 2524 SE
Dimensioni / Sizes

Alpha 2525 SE
Dimensioni / Sizes

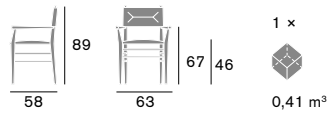
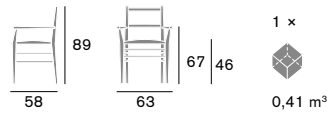
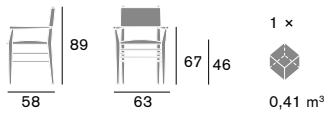
Alpha 2526 PO
Dimensioni / Sizes



Alpha 2527 PO
Dimensioni / Sizes

Alpha 2528 PO
Dimensioni / Sizes

Alpha 2529 PO
Dimensioni / Sizes





Gren

Design by
Giulio Lazzotti

Base / Base
Metallo / Metal

Colonna / Column
Frassino / Ash

Piano / Top
Fenix-NTM, Marmo /
Fenix-NTM, Marble

Gren trae ispirazione dalla natura ed in particolare dagli alberi delle nostre foreste. Proprio come i rami di un albero, il basamento di questo tavolo si sviluppa in direzioni diverse per sorreggere piani di diverse misure e materiali. Le gambe in frassino massello sono realizzate con una sapiente arte costruttiva tipicamente italiana e si prestano ad essere presentate con finitura naturale oppure tinte in varie colorazioni per creare diverse ambientazioni.

Gren draws inspiration from nature, and in particular from woodland trees. Just like the branches of a tree, the base of this table splays out in different directions to support tops in various dimensions and materials. The solid ash legs are built with a typically Italian mastery, and they look glorious in a natural finish or stained in various hues to create different moods and settings.





Prodotto / Product
Gren ®

Design by
Giulio Lazzotti

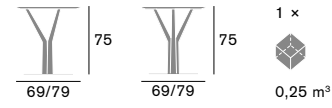
Base / Base
Metallo / Metal

Colonna / Column
Frassino / Ash

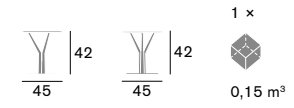
Piano / Top
Fenix-NTM, Marmo /
Fenix-NTM, Marble



Gren 2311 TA
Dimensioni / Sizes



Gren 2312 TB
Dimensioni / Sizes





Ginger

Design by
Studio Balutto Associati


Essenza / Essence
Faggio, Frassino / Beech, Ash

Leggerissima e confortevole, Ginger sfrutta le sottili sezioni degli elementi in legno in un gioco di alta ebanisteria artigianale. La purezza del design strutturale è esaltato dalla seduta intrecciata in cordino, imbottita oppure in legno massello. Ginger è una seduta eclettica: permette inoltre di essere impilata, recuperando preziosi spazi nelle aree del living o del contract, dagli ambienti classici alle situazioni contemporanee. Ginger è disponibile in faggio o frassino, in varie finiture e colori.

Light and comfortable, Ginger takes advantage of the thin cross-sections of its wooden elements in a game of high artisan craftsmanship. The purity of its structural design is emphasised by the seat woven with papercord, upholstered or made in solid wood. Ginger is an eclectic seat: it allows storage by stacking, saving precious space in living or contract areas, from classic environments to contemporary situations. Ginger is available in beech or ash wood, in several finishes and colours.







Ginger 2126 SE



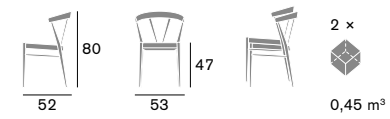
Prodotto / Product
Ginger ®

Design by
Studio Balutto Associati

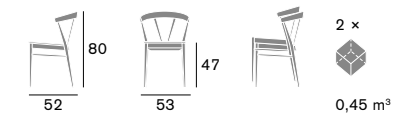
Essenza / Essence
Faggio, Frassino / Beech, Ash



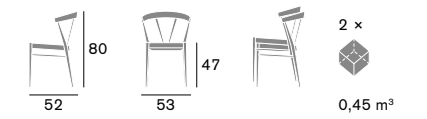
Ginger 2126 SE
Dimensioni / Sizes



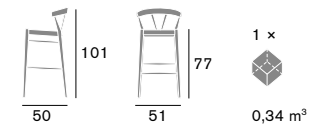
Ginger 2126 SE
Dimensioni / Sizes



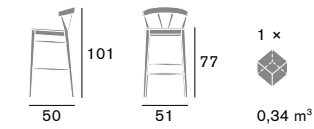
Ginger 2126 SE
Dimensioni / Sizes



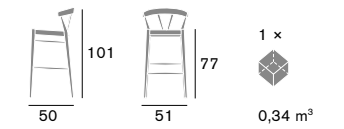
Ginger 2127 SG
Dimensioni / Sizes



Ginger 2127 SG
Dimensioni / Sizes



Ginger 2127 SG
Dimensioni / Sizes



Aston

Design by
Studio Balutto Associati

Essenza / Essence
Faggio / Beech



Aston ha uno stile trasversale tra il classico ed il moderno. Trendy e contemporanea, unisce leggerezza strutturale ad un design senza tempo. Solida e confortevole, frutto di una maestria artigianale di lunga tradizione, può arredare aree contract e private in tutto il mondo. Aston è realizzata in faggio massello ed è sorretta da una struttura in metallo che la rende estremamente solida. Aston è disponibile anche nella versione a slitta, la sintesi tra tradizione e modernità.

Aston has a transversal style collocated between the classical and the modern. Trendy and contemporary, it combines structural lightness with timeless design. Solid and comfortable, it is the fruit of long-standing artisan mastery and may furnish private and contract areas throughout the world. Aston is made in solid beech wood and is supported by a metal structure that makes it extremely sturdy. Aston is also available in a sled style version, as a synthesis of tradition and modernity.





Aston 2133 SE



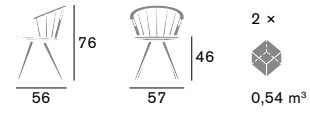
Prodotto / Product
Aston ®

Design by
Studio Balutto Associati

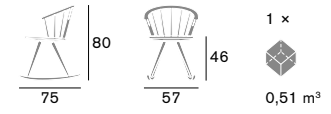
Essenza / Essence
Faggio / Beech



Aston 2133 SE
Dimensioni / Sizes



Aston 2134 DO
Dimensioni / Sizes



Aston 2134 DO





Remo

Design by
Chiaromonte Marin

Essenza / Essence
Frassino / Ash

Remo è una collezione formata da sedia impilabile, lounge e sgabello, nella quale l'aspetto leggero si combina alla grande solidità della struttura. La caratteristica saliente è la forma particolare delle gambe che da ellittiche si allargano appiattendosi, in maniera molto simile ai remi delle imbarcazioni tipiche della laguna veneta, sulle quali si erge una spalliera dalla forma decisa ma delicata. La struttura è interamente in frassino massello, mentre il sedile è disponibile in multistrato verniciato, imbottito in diversi materiali oppure intrecciato in cordino di carta.

Remo is a collection composed by stackable chair, lounge and barstool, in which the light look combines with the great solidity of the structure. The main feature is the particular shape of the legs, that widen from elliptical to flat, in a way very similar to the oars of the boats typical of the Venetian lagoon, on which stands a backrest with a strong but delicate shape. The structure is entirely made in solid ash wood, while the seat is available in varnished plywood, upholstered in different materials or woven with papercord.









Remo 2201 SE



Prodotto / Product
Remo ®

Design by
Chiaromonte Marin

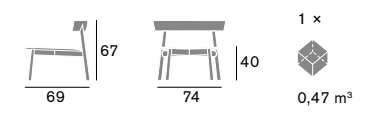
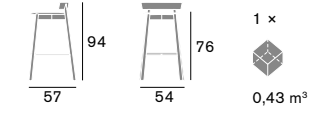
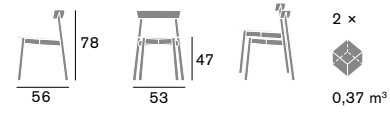
Essenza / Essence
Frassino / Ash



Remo 2201 SE
Dimensioni / Sizes

Remo 2202 SG
Dimensioni / Sizes

Remo 2203 LO
Dimensioni / Sizes



Remo 2201 SE



Remo 2201 SE





Plug

Design by
Giorgia Zanellato

Essenza / Essence
Frassino / Ash

Realizzata in frassino massello, Plug è una sintesi fra la tradizione del legno e l'utilizzo di nuove tecnologie, con un design ricco di personalità ed una qualità espressa dalle caratteristiche giunzioni a vista. Proposta in versione sedia e poltroncina, arreda e valorizza gli spazi più diversi dalla casa al contract, grazie alle diverse versioni con sedile interamente in legno a vista oppure imbottito e alla opzionale spalliera imbottita.

Made in solid ash, Plug blends the tradition of wood with the use of new technologies, featuring a characterful design and a quality expressed in its distinctive visible joints. Available as a chair or armchair, it decorates and enhances a wide range of spaces, from domestic to contract, thanks to the different versions with a fully wooden or upholstered seat and the optional upholstered backrest.










Plug 2001 SE / 2001 PO




Plug 2001 SE



Plug 2001 PO





Plug 2052 PO

Plug 2052 PO



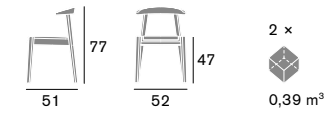
Prodotto / Product
Plug ®

Design by
Giorgia Zanellato

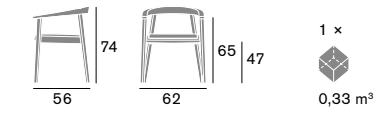
Essenza / Essence
Frassino / Ash



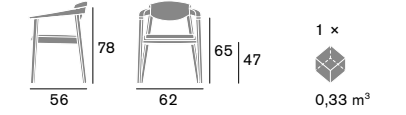
Plug 2001 SE
Dimensioni / Sizes



Plug 2001 PO
Dimensioni / Sizes




Plug 2052 PO
Dimensioni / Sizes



Plug 2052 PO





Yard

Design by
StudioLab

Essenza / Essence
Frassino / Ash


Yard è una collezione di sedute composta da sedie e sgabelli in legno di frassino. La caratteristica che accomuna tutti questi modelli è l'ampio schienale che, assieme al sedile cinghiato, conferisce al prodotto molta comodità oltre ad essere un chiaro segno distintivo. Il rivestimento della seduta e dello schienale è incorniciato da una struttura molto solida e resistente ma dall'aspetto leggero e filiforme. Il linguaggio contemporaneo che la contraddistingue è scaldato dall'essenza del legno con le sue venature e dalle sapienti lavorazioni artigianali.

Yard is a seating collection made up of chairs and stools in ash wood. The feature that unites all of these models is the wide backrest which, together with the webbed seat, gives to the product a great comfort as well as being a clear distinctive sign. The seat and back upholstery is framed by a structure that is very solid and sturdy, yet with a light and filiform aspect. The contemporary language that distinguishes this line is warmed by the wooden material with its grain and by the expert artisan craftsmanship.






Yard 2012 SE



Yard 2014 SG




Yard 2002 SE



Yard 2002 SE



Yard 2002 SE



Prodotto / Product
Yard ®

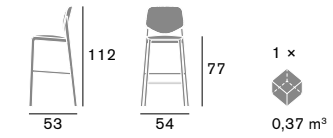
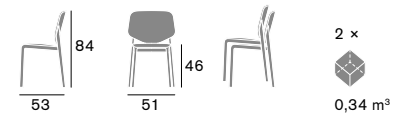
Design by
StudioLab

Essenza / Essence
Frassino / Ash



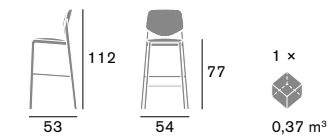
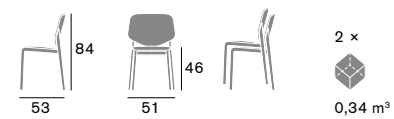
Yard 2002 SE
Dimensioni / Sizes

Yard 2002 SG
Dimensioni / Sizes



Yard 2012 SE
Dimensioni / Sizes

Yard 2014 SG
Dimensioni / Sizes





Juno

Design by
Martijn Hoogendijk

Essenza / Essence
Faggio / Beech

Dietro a linee diritte e un design piuttosto cubista, Juno è una sedia con un grande comfort e un aspetto rassicurante. Le sue forme invitano a sedersi e lasciarsi abbracciare dall'accogliente schienale imbottito. Modaiola o in versione classica, l'aspetto di Juno è definito da una giocosa combinazione di elementi: una struttura in legno di faggio, la seduta imbottita e due varianti di schienale, con o senza braccioli.

Behind the straight lines and cubist design, Juno is an extremely comfortable chair with a reassuring appearance. Its shapes are an invitation to sit down and enjoy the embrace of the cosy padded backrest. In its trendy or classic version, Juno's aesthetic is defined by a playful combination of elements: a beech wood structure, padded seat and a choice of two backrests, with or without armrests.









Juno 2492 PO / 2491 SE



Prodotto / Product
Juno ®

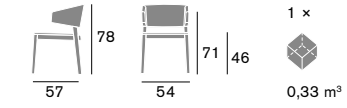
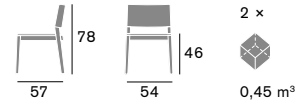
Design by
Martijn Hoogendijk

Essenza / Essence
Faggio / Beech



Juno 2491 SE
Dimensioni / Sizes

Juno 2492 PO
Dimensioni / Sizes



Juno 2491 SE / 2492 PO



Juno 2491 SE





Xenia

Design by
Luca De Bona & Dario De Meo

Essenza / Essence
Faggio / Beech

Una collezione ispirata al concetto di accoglienza intesa sia come ergonomia delle forme che come espressione di confidenza e comfort. Le linee morbide della scocca, personalizzabile con tinte e tessuti, sembrano sospese su una struttura rigorosa in legno di faggio che genera empatia fin dal primo sguardo, evocando scenari familiari e geometrie ataviche. I profili di Xenia sembrano echeggiare le linee primordiali di pittogrammi e incisioni rupestri, attualizzandole in uno stile contemporaneo che eleva la sedia stessa a simbolo di ospitalità.

A collection inspired by the concept of hospitality understood both as ergonomics of shapes and as an expression of confidence and comfort. The soft lines of the shell, which can be customized with colors and fabrics, seem suspended on a rigorous structure in beech wood that generates empathy from the first glance, evoking familiar scenarios and atavistic geometries. The profiles of Xenia seem to echo the primordial lines of pictograms and rock carvings, updating them in a contemporary style that elevates the chair itself to a symbol of hospitality.









Xenia 2612 PO / 2613 SG / 2611 SE



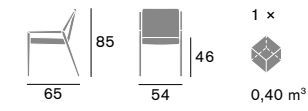
Prodotto / Product
Xenia ®

Design by
Luca De Bona
& Dario De Meo

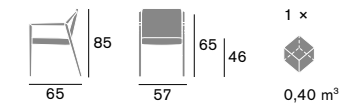
Essenza / Essence
Faggio / Beech



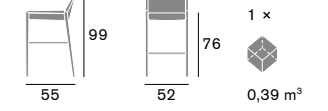
Xenia 2611 SE
Dimensioni / Sizes



Xenia 2612 PO
Dimensioni / Sizes



Xenia 2613 SG
Dimensioni / Sizes



Xenia 2611 SE



Xenia 2612 PO



Tenues

Design by
Luca De Bona & Dario De Meo

Essenza / Essence
Faggio / Beech



L'ideazione della famiglia Tenues ha origine dal desiderio di creare una collezione di sedute eleganti e comode, immaginando come un maestro del XX secolo avrebbe interpretato oggi l'arredo di un albergo o di un ristorante contemporanei. L'attenzione alla comodità delle imbottiture, al calore del legno, agli abbinamenti cromatici e il richiamo allo stile degli anni Cinquanta si fondono ai paradigmi geometrici rinascimentali. Il vago riferimento architettonico leggibile nel rigore delle linee rette e dei raccordi aurei si fa più evidente negli schienali di ogni seduta composti da arcate grandi e piccole che appaiono come la porzione di un portico palladiano o di una polifora veneziana.

The concept of the Tenues family originates in the desire to create an elegant, comfortable seating collection, imagining how a 20th-century master would interpret furnishings for a present-day hotel or restaurant. Attention to the comfort of the upholstery, the warmth of the wood, the colour combinations and citations of the style of the fifties all blend into Renaissance geometric patterns. The vague architectural references seen in the rigorous straight lines and golden ratio become clearer in the backrest of each chair, comprising large and small arches resembling a section of a Palladian portico or the mullioned windows of Venice.









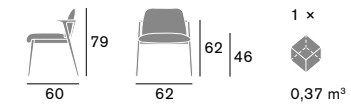
Prodotto / Product
Tenues ®

Design by
Luca De Bona & Dario De Meo

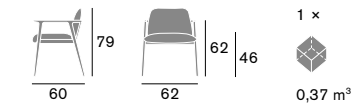
Essenza / Essence
Faggio / Beech



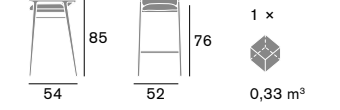
Tenues 2301 SE
Dimensioni / Sizes



Tenues 2302 PO
Dimensioni / Sizes



Tenues 2303 SG
Dimensioni / Sizes





Artù

Design by
Luca Scacchetti

Essenza / Essence
Faggio / Beech

Artù è una seduta senza tempo che richiama design e tradizione tutte italiane, per arredare gli ambienti con stile sobrio e moderno. La struttura essenziale e compatta della raffinata lavorazione in essenza di legno, risalta l'importanza della seduta. Realizzata in versione sedia, poltroncina e sgabello, il rivestimento di sedile e schienale è disponibile in tessuto o pelle, in tutta la gamma di colori, finiture e rivestimenti.

Artù is a timeless seat that recalls an entirely Italian tradition and design, to furnish environments with a sober, modern style. Its minimal and compact structure of refined production of wood material emphasises the importance of the seat. Produced in chair, armchair and barstool versions, the upholstery of the seat and the backrest is available in fabric or leather, in the entire range of colours, finishes and materials.







Prodotto / Product
Artù ®

Design by
Luca Scacchetti

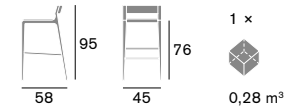
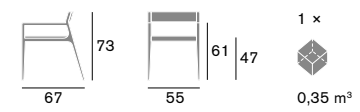
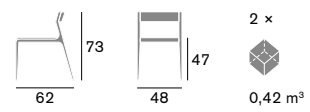
Essenza / Essence
Faggio / Beech



Artù 2111 SE
Dimensioni / Sizes

Artù 2114 PO
Dimensioni / Sizes

Artù 2113 SG
Dimensioni / Sizes





Sagitta

Design by
Luca Scacchetti

Essenza / Essence
Faggio / Beech

Design contemporaneo ispirato alle costellazioni, come rievoca il nome, Sagitta è una poltroncina dalla grande personalità, adatta ad arredare con uno stile unico l'ambiente home e contract. Mix perfetto tra ergonomia e design, Sagitta è caratterizzata da una peculiare struttura in essenza di faggio che lega sapientemente gamba e bracciolo, creando un sorprendente effetto sospeso della scocca. La seduta conferisce massimo comfort, grazie alla morbida imbottitura in poliuretano ignifugo.

A contemporary design inspired by the constellations, as its name suggests, Sagitta is an armchair with a great personality, suited for furnishing home and contract environments with a unique style. A perfect mix between ergonomics and design, Sagitta is characterised by a peculiar structure in beech wood that connects the legs and armrests in an expert manner, creating a surprising suspended effect with the frame. The seat offers the greatest comfort, thanks to the soft padding in fire-resistant polyurethane.



Sagitta 2121 PO



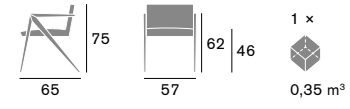
Prodotto / Product
Sagitta ®

Design by
Luca Scacchetti

Essenza / Essence
Faggio / Beech



Sagitta 2121 PO
Dimensioni / Sizes





Fuji

Design by
Paolo Martinig

Essenza / Essence
Faggio / Beech

Le linee essenziali ad arrotondate di questa famiglia di sedute, compongono un disegno inconfondibile, solido ma leggero, caratterizzato dall'ampio sedile e dalle gambe eleganti, con un'immediatezza visiva che valorizza la qualità dei materiali e delle lavorazioni. Versatile nelle possibilità di ambientazione ed utilizzo, Fuji si sintonizza con gli spazi domestici e collettivi più diversi.


The essential, rounded lines of this family of seating elements make for an unmistakable design, solid yet light, with a distinctive broad seat and elegant legs that create a visual immediacy, emphasising the quality of the materials and production processes. Versatile in the choice of possible settings and uses, Fuji fits seamlessly into a vast range of domestic and collective spaces.








Fuji 2004 PO / 2004 SE / 2004 SG



Fuji 2004 LO





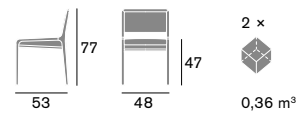
Prodotto / Product
Fuji ®

Design by
Paolo Martinig

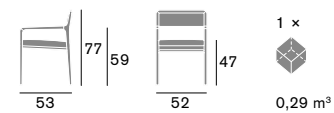
Essenza / Essence
Faggio / Beech



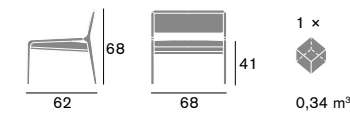
Fuji 2004 SE
Dimensioni / Sizes



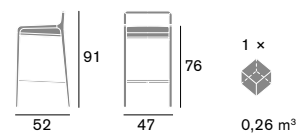
Fuji 2004 PO
Dimensioni / Sizes



Fuji 2004 LO
Dimensioni / Sizes



Fuji 2004 SG
Dimensioni / Sizes





Linea

Design by
Edi & Paolo Ciani


Essenza / Essence
Faggio, Rovere / Beech, Oak

Classe e raffinatezza sono gli aggettivi che meglio esprimono il carattere di queste sedute, adatte alla casa come al contract e disponibili in faggio o in rovere. Le loro linee geometricamente pure, ispirate alla migliore cultura italiana dell'arredo, sono ammorbidite dal sedile imbottito, disponibile in diversi tessuti e colori, per dare un tocco di personalizzazione in più. I tre elementi che compongono la serie Linea sono disponibili con spalliera in legno massello oppure con spalliera imbottita.

Class and refinement are the words that best express the character of these chairs, equally suitable for the home or for contract, and made in beech or in oak wood. Their pure geometrical lines draw on the best of Italian design culture, softened with a cushioned seat, available in a choice of fabrics and colours, to give that extra personal touch. The three elements that compose the Linea range are available with solid wood backrest or with upholstered backrest.








Linea 1013 SG / 1011 SE / 1012 PO




Linea 1011 SE




Linea 1012 PO



Linea 1011 SE



Linea 1013 SG



Linea 1001 PO / 1001 SE



Linea 1001 PO



Linea 1001 SG



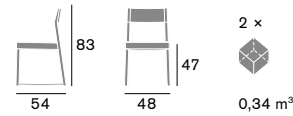
Prodotto / Product
Linea ®

Design by
Edi & Paolo Ciani

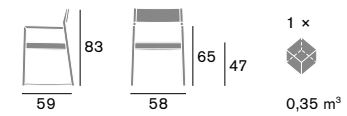
Essenza / Essence
Faggio, Rovere / Beech, Oak



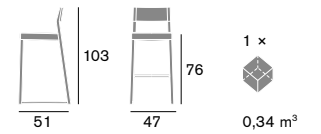
Linea 1001 SE
Dimensioni / Sizes



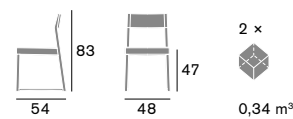
Linea 1001 PO
Dimensioni / Sizes



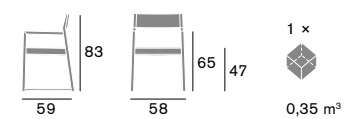
Linea 1001 SG
Dimensioni / Sizes



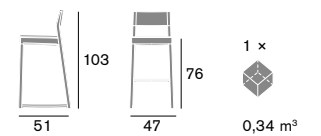
Linea 1011 SE
Dimensioni / Sizes



Linea 1012 PO
Dimensioni / Sizes



Linea 1013 SG
Dimensioni / Sizes





Sendy

Design by
Edi & Paolo Ciani

Essenza / Essence
Faggio / Beech

Più che un modello, un progetto di sedia impilabile che può prendere le forme più diverse, variando gli elementi, i materiali e le finiture che la compongono, per sintonizzarsi ogni volta con uno stile diverso. Dagli ambienti classici alle situazioni contemporanee, dal glamour al minimal, dalla casa al contract, fino alle soluzioni più anticonvenzionali e lussuose.

More than a model, a design of stackable seat that can take a wide variety of forms, by varying the elements, materials and finishes to suit different styles time and again. From classic settings to contemporary spaces, from the glamorous to the minimalist, from homes to contract, to the most unconventional and luxurious of solutions.









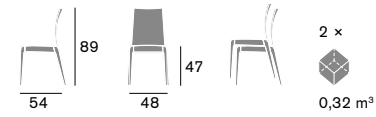
Prodotto / Product
Sendy ®

Design by
Edi & Paolo Ciani

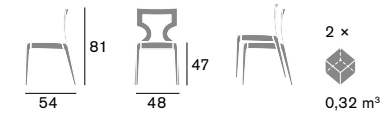
Essenza / Essence
Faggio / Beech



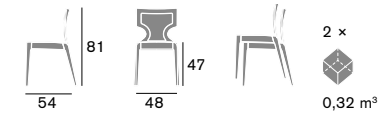
Sendy 152 SE
Dimensioni / Sizes



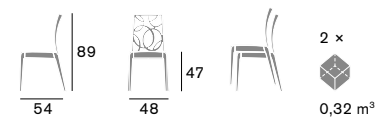
Sendy 152 1 SE
Dimensioni / Sizes



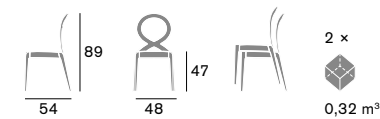
Sendy 152 3 SE
Dimensioni / Sizes



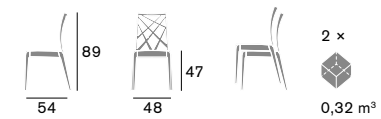
Sendy 152 C SE
Dimensioni / Sizes



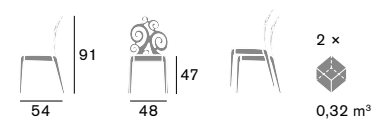
Sendy 152 I SE
Dimensioni / Sizes



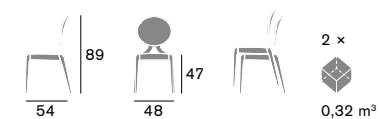
Sendy 152 L SE
Dimensioni / Sizes



Sendy 152 R SE
Dimensioni / Sizes



Sendy 152 T SE
Dimensioni / Sizes






Chas

Design by
Edi & Paolo Ciani

Essenza / Essence
Faggio / Beech

Dall'intersezione di piani e volumi diversi, nasce un modello ispirato ad una duplice idea di movimento visivo e morbido relax, grazie alle linee ergonomiche ed al sedile imbottito di spessore importante. L'architettura di Chas è declinata in tre tipologie, per risolvere ogni esigenza nel contract: pratica sedia impilabile, elegante sedia con braccioli ed avvolgente poltroncina.

By crossing different surfaces and volumes, this model was created, inspired by the dual idea of visual movement and soft relaxation, thanks to the ergonomic lines and to the chunky upholstered seat. The architecture of Chas is expressed in three different forms, to respond to the different needs of the contract sector: practical stackable chairs, elegant chairs with armrests, and cosy armchairs.





Prodotto / Product
Chas ®

Design by
Edi & Paolo Ciani

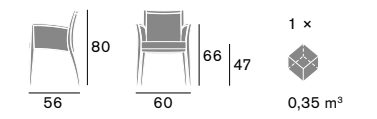
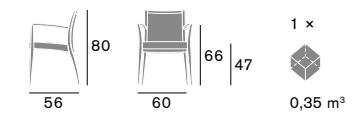
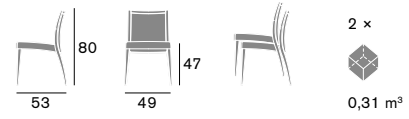
Essenza / Essence
Faggio / Beech



Chas 1205 SE
Dimensioni / Sizes

Chas 1205 PO
Dimensioni / Sizes

Chas 1205 PSL
Dimensioni / Sizes





Isire

Design by
Edi & Paolo Ciani

Essenza / Essence
Faggio / Beech

Le dimensioni ridotte della poltroncina Isire, unite alla particolare forma dei braccioli, la rendono adatta ad essere utilizzata accanto a un tavolo o uno scrittoio. Le sue linee pulite e decise, non tralasciano di suscitare una piacevole sensazione di movimento ed armonia. L'inclinazione delle gambe posteriori, dona al suo design una giusta dose di originalità, mentre la sua forma avvolgente accoglie piacevolmente il corpo: tutte caratteristiche ideali per l'utilizzo nel contract.

The small size of the Isire armchair and the distinctive shape of the armrests make it ideal for use alongside a table or writing desk. Its clean, decisive lines kindle a pleasing sense of movement and harmony. The slope of the back legs gives the design a pleasing touch of originality, while its snug shape envelops the body, making it an ideal choice for contract use.



Isire 1215 PO





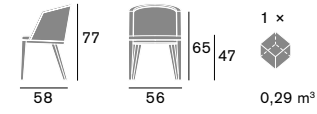
Prodotto / Product
Isire ®

Design by
Edi & Paolo Ciani

Essenza / Essence
Faggio / Beech



Isire 1215 PO
Dimensioni / Sizes



Isire 1215 PO




Stea

Design by
Edi & Paolo Ciani

Essenza / Essence
Faggio / Beech

Realizzata con sapienza artigianale e curata in ogni dettaglio, la poltroncina Stea è caratterizzata da linee avvolgenti e da morbide imbottiture che avvolgono il corpo. Una presenza al tempo stesso elegante e rassicurante, nello spazio notte domestico, in una camera d'hotel oppure in un ambiente contract caldo e accogliente.

Produced with craftsmanlike skill and attention to every detail, the Stea armchair features snug lines and soft upholstery to envelop the body. Its elegant and reassuring presence in bedrooms at home or in hotels, as well as in warm and welcoming contract settings.



Stea 1230 PO

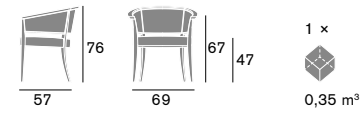
Prodotto / Product
Stea ®

Design by
Edi & Paolo Ciani

Essenza / Essence
Faggio / Beech



Stea 1230 PO
Dimensioni / Sizes






Tress

Design by
Edi & Paolo Ciani

Essenza / Essence
Faggio / Beech

Ampia e sinuosa, Tress ispira già alla vista un senso di benessere e di comfort, unito a una raffinata eleganza. I braccioli prolungano le gambe anteriori e si collegano allo schienale, disegnando una morbida forma arcuata, offrendo un comodo appoggio al corpo. Una seduta ideale per caratterizzare un ristorante raffinato, creando un'atmosfera di calda ospitalità ed ottimo gusto.

Generous and sleek, Tress gives an immediate impression of well-being and comfort, together with a sense of refined elegance. The armrests are the extension of the back legs, and link into the back, drawing a soft curve and offering relaxation and support for the body. The ideal seating to give a distinguishing touch to a refined restaurant, creating an atmosphere of warm hospitality and excellent taste.





Prodotto / Product
Tress ®

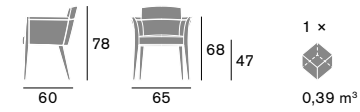
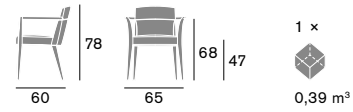
Design by
Edi & Paolo Ciani

Essenza / Essence
Faggio / Beech



Tress 1240 PO
Dimensioni / Sizes

Tress 1240 PSL
Dimensioni / Sizes





Rototò

Design by
Edi & Paolo Ciani

Essenza / Essence
Faggio / Beech

Rototò rilegge la tradizione borghese del '900, alla luce di un'eleganza sempre attuale e di un'internazionalità di classe. Realizzata con impeccabile artigianalità e cura sartoriale nei dettagli, questa avvolgente poltroncina può trovare una duplice collocazione: nello spazio notte domestico, come negli hotel e nei ristoranti più raffinati.

Rototò reinterprets the bourgeois tradition of the 20th century, in the light of an unfading elegance and a cosmopolitan sense of class. Produced with impeccable craftsmanship and meticulous attention to detail, this cosy chair is equally well suited to two different settings: in the night zone of a home, or in the most refined of hotels and restaurants.





Rototò 1210 PO





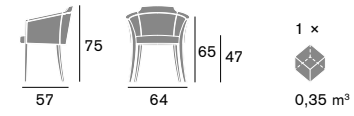
Prodotto / Product
Rototò ®

Design by
Edi & Paolo Ciani

Essenza / Essence
Faggio / Beech



Rototò 1210 PO
Dimensioni / Sizes





Fidia

Design by
Edi & Paolo Ciani

Essenza / Essence
Faggio / Beech

Linee tradizionali interpretate con un tocco di dinamicità, grazie al profilo inclinato delle gambe posteriori, rese particolarmente confortevoli dal disegno arrotondato da braccioli. Un particolare che rende la poltroncina Fidia ancora più ideale per gli ambienti dedicati al relax ed alla convivialità, come gli hotel ed i ristoranti.

Traditional lines interpreted with a touch of dynamism, thanks to the slope of the back legs, made particularly comfortable by the rounded form of the armrests. A detail that makes the Fidia armchair even more suitable for spaces designed for relaxation and socialising, such as hotels and restaurants.

Fidia 1225 PO





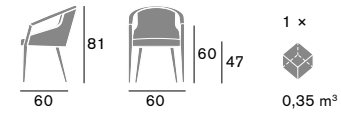
Prodotto / Product
Fidia ®

Design by
Edi & Paolo Ciani

Essenza / Essence
Faggio / Beech



Fidia 1225 PO
Dimensioni / Sizes





Gamma

Design by
Edi & Paolo Ciani

Essenza / Essence
Faggio / Beech

In gradevole equilibrio fra passato e presente, Gamma si presta ad essere accostata a diversi elementi e stili d'arredo, creando situazioni ogni volta eleganti e accoglienti. Due le versioni proposte, con o senza braccioli, entrambe facilmente inseribili in qualsiasi contesto pubblico.

In a pleasing balance between past and present, Gamma will blend in perfectly with numerous different elements and styles of decor, always creating elegant, welcoming settings. Available in two versions, with or without armrests, both of which easily adapt to any public space.



Gamma 1245 SE / 1245 PO



Prodotto / Product
Gamma ®

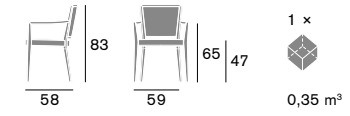
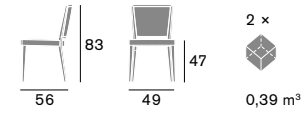
Design by
Edi & Paolo Ciani

Essenza / Essence
Faggio / Beech



Gamma 1245 SE
Dimensioni / Sizes

Gamma 1245 PO
Dimensioni / Sizes





Frech


Design by
Edi & Paolo Ciani

Essenza / Essence
Faggio / Beech


Studiata per inserirsi negli spazi dedicati all'accoglienza, con uno stile sobrio ma incisivo, questa famiglia di sedute è formata da una sedia e una poltroncina, caratterizzate da linee decise e spessori importanti, sempre però nel segno della semplicità e del buon gusto. Grazie a queste caratteristiche, Frech può essere utilizzata nelle situazioni più diverse: in una sala d'attesa come in una stanza d'hotel o un ristorante.

Designed to suit reception spaces, with a simple yet incisive style, this seating family includes a chair and an easy chair that feature clean lines and imposing thicknesses, but always neat and tasteful. These characteristics enable Frech to be used in a vast range of situations, from waiting rooms to hotel rooms to restaurants.





Frech 1220 SE / 1120 PO



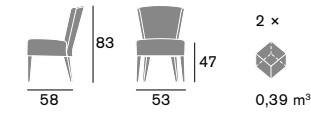
Prodotto / Product
Frech ®

Design by
Edi & Paolo Ciani

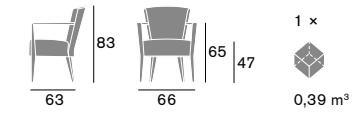
Essenza / Essence
Faggio / Beech



Frech 1220 SE
Dimensioni / Sizes



Frech 1220 PO
Dimensioni / Sizes



Frech 1220 PO



Frech 1220 SE





Zoe

Design by
Edi & Paolo Ciani

Essenza / Essence
Frassino / Ash


Linee semplici e armoniose che disegnano molteplici tipologie di seduta, offrendo sempre un raffinato equilibrio di eleganza, comfort e funzionalità. Sedile con cinghie elastiche, per garantire una piacevole ergonomia al corpo. Sedia, poltroncina, sgabello: Zoe offre tre possibilità per arredare e vivere gli ambienti più diversi, dalla casa al contract, con uno stile che non passa mai di moda.

Simple, harmonious lines to form a range of seating types, all with the same refined balance of elegance, comfort and practicality. Seat with elastic straps, ensuring ergonomic comfort for the body. Dining chair, easy chair, stool: Zoe offers three options to furnish and enjoy the widest range of settings, from home to contract, with a style that never goes out of fashion.







Zoe 1122 PO



Zoe 1122 SE



Zoe 1122 SG





Zoe 1122 SE



Prodotto / Product
Zoe ®

Design by
Edi & Paolo Ciani

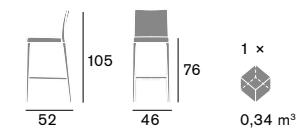
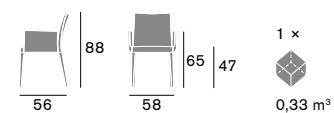
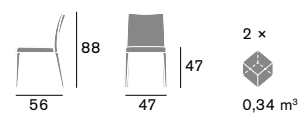
Essenza / Essence
Frassino / Ash



Zoe 1122 SE
Dimensioni / Sizes

Zoe 1122 PO
Dimensioni / Sizes

Zoe 1122 SG
Dimensioni / Sizes



Arena

Design by
Edi & Paolo Ciani

Scocca / Shell
Multistrato / Plywood

Base / Base
Faggio / Beech



Nasce dall'accostamento di diversi materiali, questa ampia collezione che abbina la personalità delle gambe in legno con le linee morbide delle scocche imbottite. Arena è una presenza confortevole e accogliente, armoniosa nelle proporzioni ma dalla forte presenza, adatta a caratterizzare e ad integrarsi negli ambienti collettivi di oggi.

Created from a combination of different materials, this extensive collection blends the character of the wooden legs with the soft lines of the upholstered shells. Arena is a comfortable and welcoming figure, with harmonious proportions and a strong presence, suitable to play a key or a supporting role in modern collective settings.





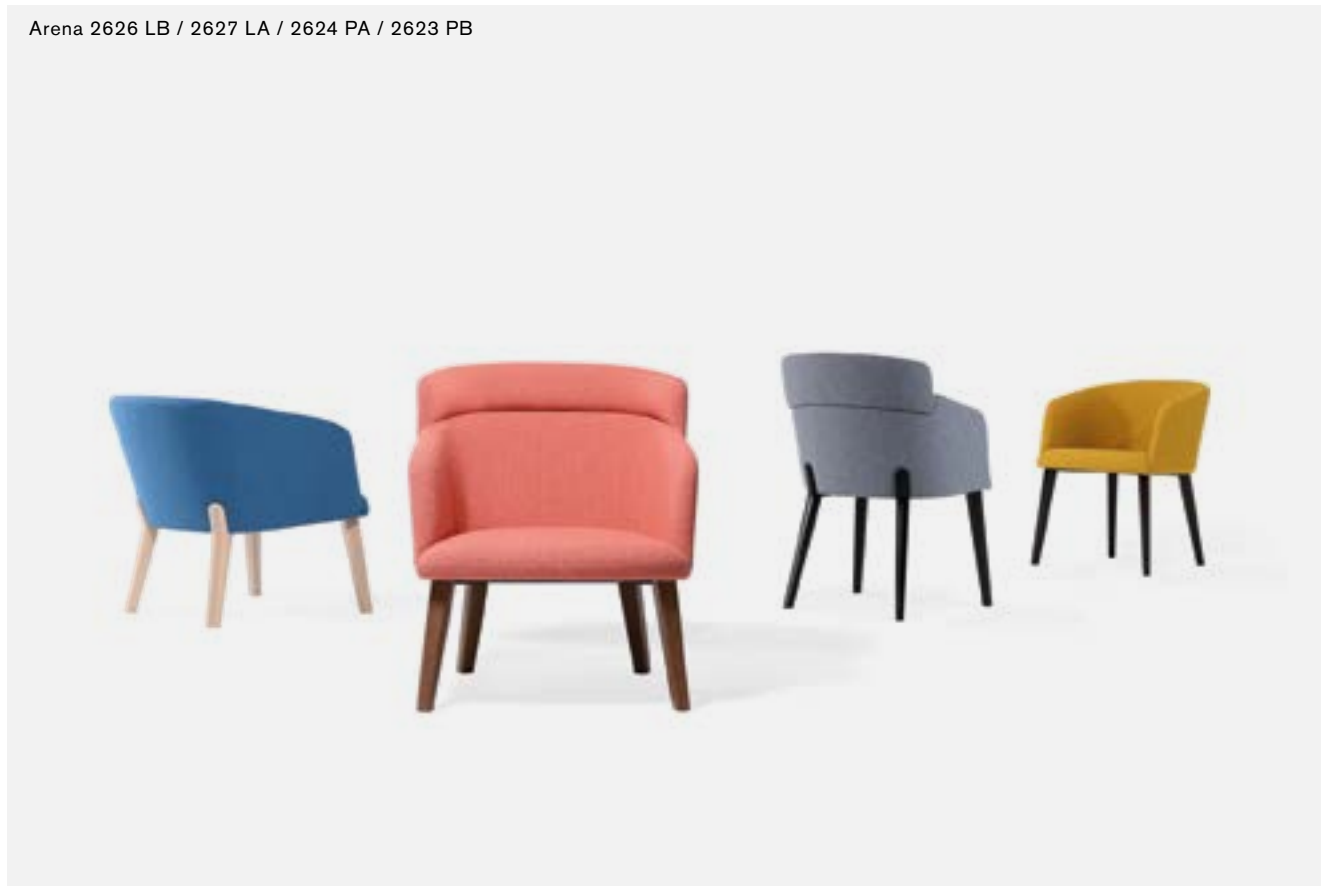
Arena 2621 SE




Arena 2621 SE



Arena 2626 LB / 2627 LA / 2624 PA / 2623 PB



Arena 2627 LA / 2626 LB



Arena 2627 LA



Arena 2626 LB



Arena 2626 LB



Prodotto / Product
Arena ®

Design by
Edi & Paolo Ciani

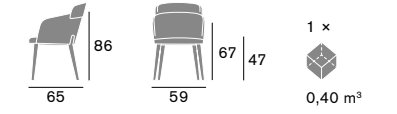
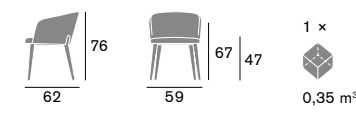
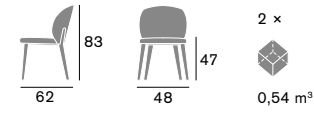
Essenza / Essence
Faggio / Beech



Arena 2621 SE
Dimensioni / Sizes

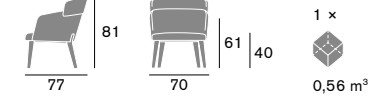
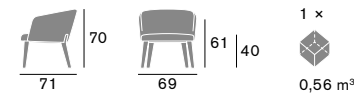
Arena 2623 PB
Dimensioni / Sizes

Arena 2624 PA
Dimensioni / Sizes



Arena 2626 LB
Dimensioni / Sizes

Arena 2627 LA
Dimensioni / Sizes





Spring

Design by
Edi & Paolo Ciani

Scocca / Shell
Poliuretano
/ Polyurethane

Gambe / Legs
Faggio, Frassino
/ Beech, Ash

Linee morbide e accoglienti unite alla raffinata cura dei dettagli, come le peculiari cuciture a vista di qualità sartoriale, fanno di Spring una seduta davvero speciale. La particolarità che cattura immediatamente lo sguardo, è proprio la naturale fusione tra la scocca e le eleganti gambe disponibili in diverse essenze, che vanno a creare un legame indissolubile. Spring completa la proposta di stile con un programma moderno e versatile composto da quattro modelli di tavolino. Lo speciale piano è in Fenix-NTM®, idrorepellente, altamente resistente ai graffi e all'invecchiamento dovuto agli effetti della luce.

Soft and welcoming lines combined with refined care for details, such as the visible stitching displaying customised tailoring quality, make Spring a truly special chair. The particular feature that immediately captures one's attention is the natural fusion between the shell and the elegant legs available in various materials that create an indissoluble link. Spring rounds out the stylistic offers with a modern and versatile programme composed of four table models. The special surface is made in Fenix-NTM®, water repellent, highly resistant to scratches and ageing due to the effects of light.






Spring 1655 T03 B43F / 1650 PO B97F



Spring 1650 PO B97F



Prodotto / Product
Spring ®

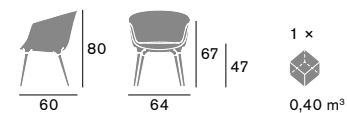
Design by
Edi & Paolo Ciani

Scocca / Shell
Poliuretano / Polyurethane

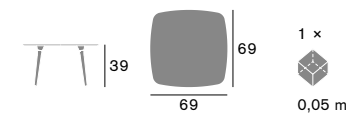
Gambe / Legs
Faggio, Frassino / Beech, Ash



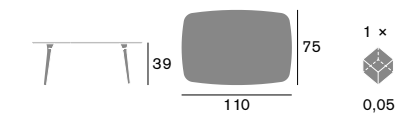
Spring 1650 PO B97F
Dimensioni / Sizes



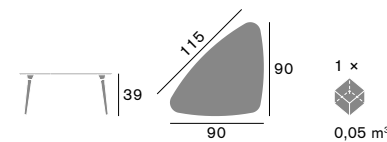
Spring 1655 T01 B44F
Dimensioni / Sizes



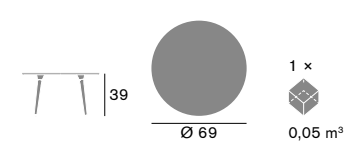
Spring 1655 T02 B44F
Dimensioni / Sizes



Spring 1655 T03 B43F
Dimensioni / Sizes



Spring 1655 T04 B44F
Dimensioni / Sizes





Missy

Design by
Edi & Paolo Ciani

Scocca / Shell
Poliuretano
/ Polyurethane


Gambe / Legs
Faggio / Beech

Nata dalla sintesi fra la passione artigianale e le tecnologie produttive più moderne, realizzata con una solida scocca in poliuretano con struttura interna in acciaio, Missy rappresenta una rassicurante, ed al tempo stesso emozionante rilettura di forme classiche, adattate agli spazi ed agli stili di vita di oggi. Accogliente e caratterizzante, disponibile in versione sedia e poltroncina, con base semplice o arricchita dalla cornice sottosedile, è l'ideale per creare uno spazio dedicato alla convivialità.

A blend of craftsmanship, passion and the latest technological production methods, with a sturdy polyurethane shell and internal structure in steel, Missy is a reassuring yet exciting reinterpretation of classic shapes, adapted for today's spaces and lifestyles. Cosy and distinctive, available in sidechair and armchair versions, with simple base or enriched by the wooden frame, it is ideal for creating a place of conviviality.







Prodotto / Product
Missy ®

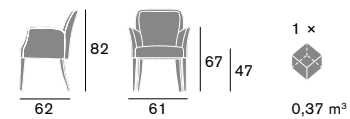
Design by
Edi & Paolo Ciani

Scocca / Shell
Poliuretano / Polyurethane

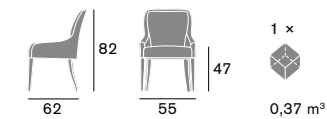
Gambe / Legs
Faggio / Beech



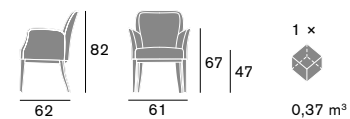
Missy 1630 PO B93F
Dimensioni / Sizes



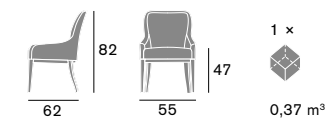
Missy 1631 SE B93F
Dimensioni / Sizes



Missy 1630 PO B99F
Dimensioni / Sizes



Missy 1631 SE B99F
Dimensioni / Sizes





Noss


Design by
Edi & Paolo Ciani

Scocca / Shell
Poliuretano
/ Polyurethane

Base / Base
Metallo, Faggio
/ Metal, Beech

Linee curve e dritte compongono un volume armoniosamente essenziale, disegnato per accogliere piacevolmente il corpo ed arredare elegantemente lo spazio. La versatilità di Noss è enfatizzata dalla possibilità di abbinare sia alla sedia che alla poltroncina diverse tipologie di base in metallo oppure delle gambe in legno sapientemente lavorato, per ogni necessità d'arredo: dall'ufficio, al ristorante, alla sala d'attesa.

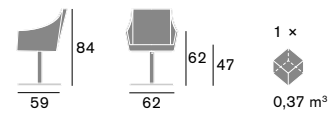
Curves and straight lines combine to form a harmoniously essential whole, designed to offer pleasing relaxation for the body and elegant decor for its setting. The versatility of Noss is emphasized by the possibility of combining both the chair and the armchair with different types of metal base or skilfully crafted wooden legs, to suit any style of furnishing, in offices, restaurants or waiting rooms.



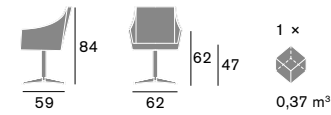




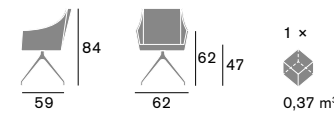
Noss 1580 PO B01G
Dimensioni / Sizes



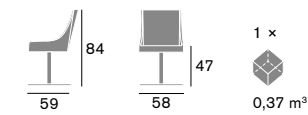
Noss 1580 PO B13G
Dimensioni / Sizes



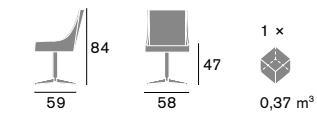
Noss 1580 PO B31G
Dimensioni / Sizes



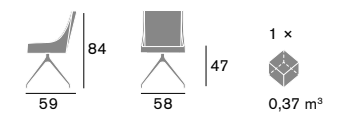
Noss 1581 PO B01G
Dimensioni / Sizes



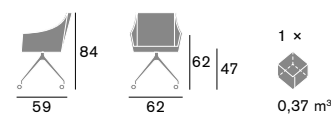
Noss 1581 PO B13G
Dimensioni / Sizes



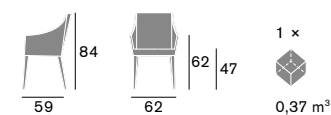
Noss 1581 PO B31G
Dimensioni / Sizes



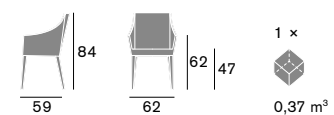
Noss 1580 PO B34G
Dimensioni / Sizes



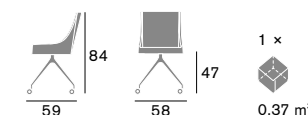
Noss 1580 PO B91F
Dimensioni / Sizes



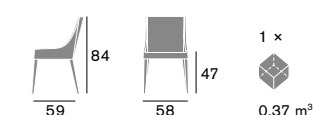
Noss 1582 PO B91F
Dimensioni / Sizes



Noss 1581 PO B34G
Dimensioni / Sizes



Noss 1581 PO B91F
Dimensioni / Sizes



F Base fissa / Fix base
G Base girevole / Swivel base



Geisha

Design by
Edi & Paolo Ciani

Scocca / Shell
Poliuretano
/ Polyurethane

Base / Base
Faggio / Beech



Geisha rinnova le forme della classicità, introducendo un'essenzialità tipicamente contemporanea ed una scelta di gambe che spazia dalla versione tornita a quella lineare. Un concetto rafforzato dalla solida realizzazione, con struttura in acciaio e poliuretano stampato a freddo, che dà forma a una poltrona di forte presa visiva e di alto valore ergonomico e funzionale, per le più diverse situazioni dell'abitare.

Geisha refreshes classic shapes, introducing a typically contemporary essentialness, with a choice of legs that ranges from a turned to a linear version. A concept consolidated by its sturdiness, with a structure in steel and cold-moulded polyurethane, that gives shape to a visually striking armchair with stunning ergonomics and functionality, for the widest range of living situations.



Geisha 1640 PO GT4





Prodotto / Product
Geisha ®

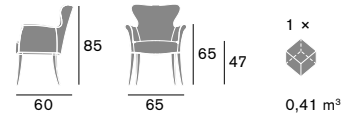
Design by
Edi & Paolo Ciani

Scocca / Shell
Poliuretano / Polyurethane

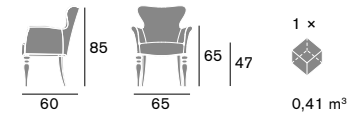
Base / Base
Faggio / Beech



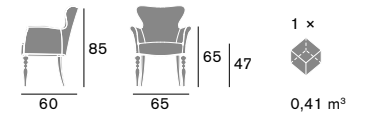
Geisha 1640 PO GS
Dimensioni / Sizes



Geisha 1640 PO GT3
Dimensioni / Sizes



Geisha 1640 PO GT4
Dimensioni / Sizes





Cocoon

Design by
Studio Thesia Progetti

Scocca / Shell
Poliuretano
/ Polyurethane



Base / Base
Frassino / Ash

Cocoon è un bozzolo accogliente e confortevole, per abbandonarsi a piacevoli momenti di relax. Le sue curve avvolgenti regalano un guscio protettivo, voluttuoso ed ergonomico, che accolgono e coccolano il corpo in modo ottimale. Linee decise e una perfetta combinazione tra la base in legno e la scocca imbottita.

Simply elegant Cocoon is a welcoming and comfortable seat to abandon oneself to pleasant moments of relaxation. Its wrap-around curves offer a protective, voluptuous and ergonomic shell, which welcomes and caresses the body in the best fashion. Definite lines and a perfect combination between the wooden base and the upholstered shell.







Prodotto / Product
Cocoon ®



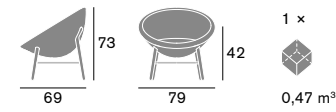
Design by
Studio Thesia Progetti

Scocca / Shell
Poliuretano / Polyurethane

Base / Base
Frassino / Ash



Cocoon 1660 PO B95F
Dimensioni / Sizes





Sumi

Design by
Edi & Paolo Ciani

Scocca / Shell
Poliuretano
/ Polyurethane

Base / Base
Metallo / Metal

Le forme generose, soffici e invitanti di Sumi esprimono al tempo stesso una dinamica fluidità, in linea con la filosofia e le esigenze degli spazi contemporanei. Disponibile con diverse tipologie di base e con schienale in due altezze si presta ad arredare uno spazio attesa o un'area relax, ma grazie alla sua estetica elegante può trovare collocazione anche in un ambiente living.

The soft, generous and inviting forms of Sumi express a flowing dynamism, in line with the philosophy and demands of contemporary decor. Available with a range of different bases and backs, this chair is well suited to grace a waiting or relaxation area, while its elegant aesthetics mean it will also fit handsomely into a living space.







Prodotto / Product
Sumi ®

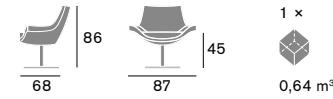
Design by
Edi & Paolo Ciani

Scocca / Shell
Poliuretano / Polyurethane


Base / Base
Metallo / Metal



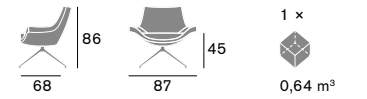
Sumi 1550 PO B01G
Dimensioni / Sizes



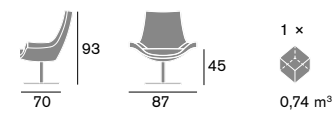
Sumi 1550 PO B13G
Dimensioni / Sizes



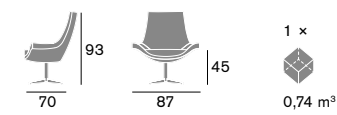
Sumi 1550 PO B38GD
Dimensioni / Sizes



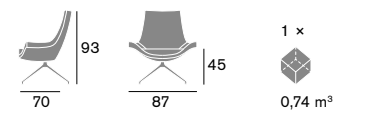
Sumi 1551 PO B01G
Dimensioni / Sizes



Sumi 1551 PO B13G
Dimensioni / Sizes



Sumi 1551 PO B38GD
Dimensioni / Sizes



Note / Notes
G Base girevole / Swivel base
GD Base girevole con meccanismo oscillante
/ Swivel base with tilting mechanism



Prisma

Design by
Benatti Brothers

Scocca / Shell
Poliuretano
/ Polyurethane

Base / Base
Metallo, Faggio
/ Metal, Beech

Prisma ricerca nella razionalità la sua identità creativa. Tutte le sue geometrie sono state studiate per dare un impatto visivo diretto e futurista senza tralasciare il comfort. La sua particolare linea estetica esprime qualcosa di nuovo e positivo che unisce la semplicità ad un'elevata abilità tecnica di progettazione. Prisma è stata sviluppata per dare massima libertà di scelta e si presenta in due versioni: con schienale basso per un contesto casual e con testiera per una maggiore privacy ed eleganza proposta per arredare ambienti luxury.

Prisma seeks out its creative identity in rationality. All its geometric lines have been carefully studied to give a direct and futurist visual impact without neglecting comfort. Its special aesthetic lines express something positive and new that combines simplicity and an elevated technical design capability. Prisma has been developed to offer the greatest freedom of choice and is available in two versions: with a low backrest for a casual context and with a headrest for greater privacy and elegance, as a proposal to furnish luxury environments.





Prisma 1670 PO B13G





Prisma 1670 PO B13G



Prisma 1671 PO B98F



Prisma 1670 PO B98F





Prisma 1670 PO B98F
Dimensioni / Sizes

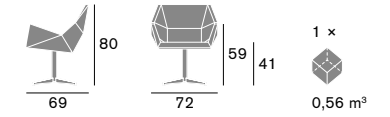
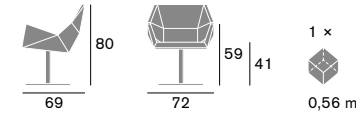
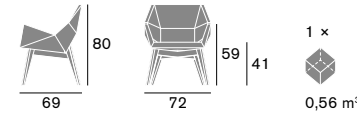
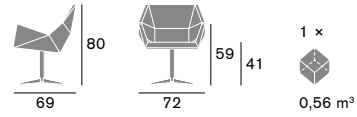
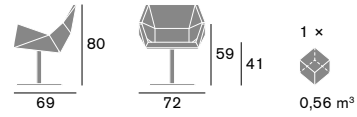
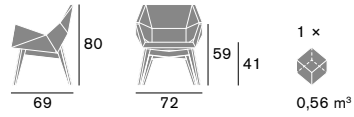
Prisma 1670 PO B01G
Dimensioni / Sizes

Prisma 1670 PO B13G
Dimensioni / Sizes

Prisma 1672 PO B98F
Dimensioni / Sizes

Prisma 1672 PO B01G
Dimensioni / Sizes

Prisma 1672 PO B13G
Dimensioni / Sizes



Prisma 1670 PO B38GD
Dimensioni / Sizes

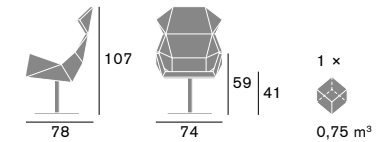
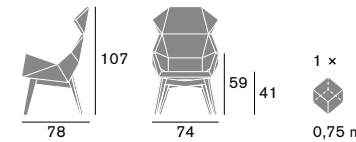
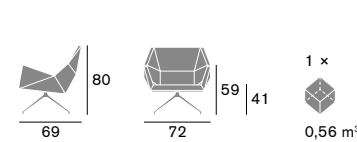
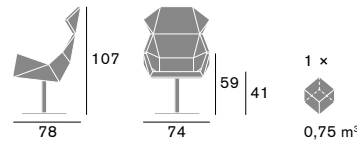
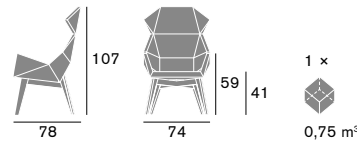
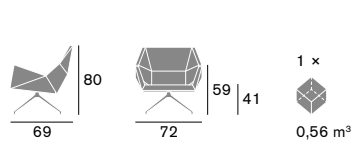
Prisma 1671 PO B98F
Dimensioni / Sizes

Prisma 1671 PO B01G
Dimensioni / Sizes

Prisma 1672 PO B38GD
Dimensioni / Sizes

Prisma 1673 PO B98F
Dimensioni / Sizes

Prisma 1673 PO B01G
Dimensioni / Sizes



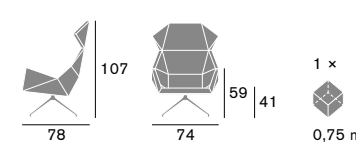
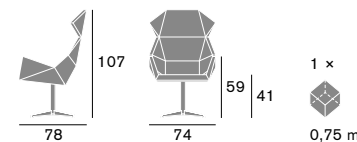
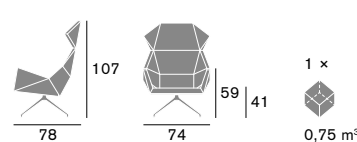
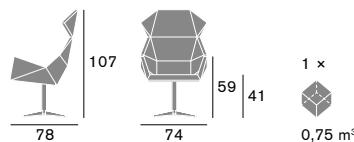
Prisma 1671 PO B13G
Dimensioni / Sizes

Prisma 1671 PO B14G
Dimensioni / Sizes

Prisma 1673 PO B13G
Dimensioni / Sizes

Prisma 1673 PO B38GD
Dimensioni / Sizes

Note / Notes
F Base fissa / Fix base
G Base girevole / Swivel base
GD Base girevole con meccanismo oscillante / Swivel base with tilting mechanism





Rock & Roll

Design by
Karim Rashid

Scocca / Shell
Poliuretano
/ Polyurethane


Base / Base
Metallo, Inox/ Metal,
Stainless Steel

La poltroncina Rock & Roll abbraccia la filosofia del designer di "minimalismo sensuale". È priva di eccessivi ornamenti ed è invece definita dal suo movimento. La seduta è composta da due morbidi piani imbottiti collegati tra loro nel fulcro centrale, il quale consente di fluttuare, inclinarsi o ruotare, in funzione della base utilizzata, in un modo altamente ergonomico. Grazie alla pulizia della linea la poltroncina si inserisce in diversi contesti offrendo un'esperienza elevata ed originale.

The Rock & Roll chair embraces the philosophy of the designer of "Sensual Minimalism". It is free of excessive embellishment and is instead defined by its movement. The seat is made of two soft upholstered planes that are connected at the central hub, allowing the chair to float, tilt or swivel, according to the base, in a highly ergonomic way. Thanks to the clean lines the armchair fits into the widest range of settings, giving an original, elevated experience.







Rock & Roll 1680 PO B16G




Rock & Roll 1680 PO B16G



Rock & Roll 1680 PO B15D



Rock & Roll 1680 PO B15D



Prodotto / Product
Rock & Roll ®

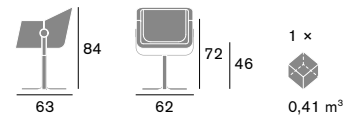
Design by
Karim Rashid

Scocca / Shel
Poliuretano / Polyurethane

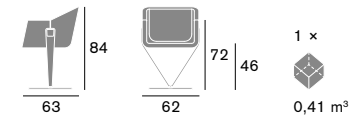
Base / Base
Metallo, Inox / Metal,
Stainless Steel



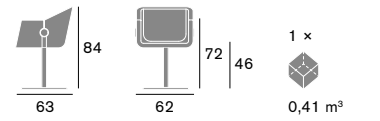
Rock & Roll 1680 PO B15D
Dimensioni / Sizes



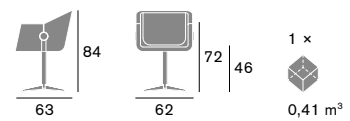
Rock & Roll 1680 PO B16G
Dimensioni / Sizes



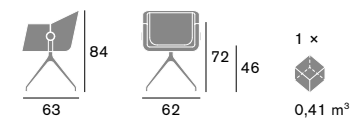
Rock & Roll 1680 PO B01G
Dimensioni / Sizes



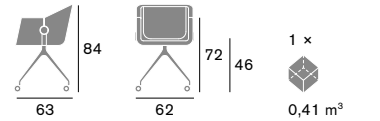
Rock & Roll 1680 PO B13G
Dimensioni / Sizes



Rock & Roll 1680 PO B31G
Dimensioni / Sizes



Rock & Roll 1680 PO B34G
Dimensioni / Sizes



Note / Notes

G Base girevole / Swivel base
D Base con meccanismo oscillante
/ Base with tilting mechanism



Sfer

Design by
Edi & Paolo Ciani

Scocca / Shell
Poliuretano
/ Polyurethane

Base / Base
Metallo, Faggio
/ Metal, Beech

Personalità originale e comfort totale, caratterizzano Sfer con le sue linee piacevolmente fresche, giocate sull'abbinamento fra lo snello schienale, dalle forme avvolgenti, e la seduta, generosa nello spessore. Un concetto di design che può essere abbinato a diverse tipologie di base, per dare vita ad altrettante declinazioni: dalla seduta per ufficio, alla poltroncina per una sala da attesa o un ristorante.

Original character and total comfort are the key features of Sfer with its pleasingly fresh lines, played out on the combination of a slender back with its body-hugging form and the generously substantial seat. A design concept that can be coupled with numerous different types of base, giving rise to equally numerous variations: from office chairs to easy chairs for a waiting room or restaurant.





Prodotto / Product
Sfer ®

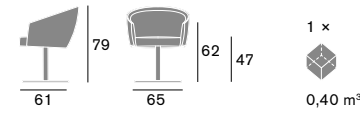
Design by
Edi & Paolo Ciani

Scocca / Shell
Poliuretano / Polyurethane

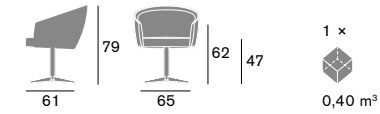
Base / Base
Metallo, Faggio / Metal, Beech



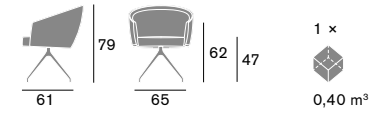
Sfer 1560 PO B01G
Dimensioni / Sizes



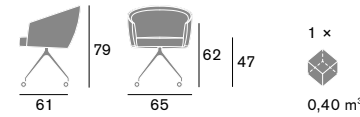
Sfer 1560 PO B13G
Dimensioni / Sizes



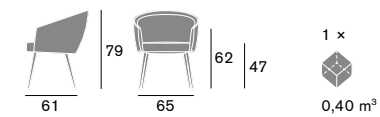
Sfer 1560 PO B31G
Dimensioni / Sizes



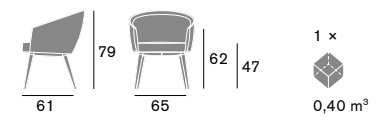
Sfer 1560 PO B34G
Dimensioni / Sizes



Sfer 1560 PO B23F
Dimensioni / Sizes



Sfer 1560 PO B92F
Dimensioni / Sizes



Note / Notes
F Base fissa / Fix base
G Base girevole / Swivel base



Gaba

Design by
Edi & Paolo Ciani

Scocca / Shell
Poliuretano
/ Polyurethane

Base / Base
Metallo, Faggio
/ Metal, Beech

Un classico dell'arredamento moderno, rivisitato nel segno di un'evoluta linearità e dinamismo delle forme.

Gaba è una poltroncina che circonda ed accoglie il corpo, inserendosi negli spazi più diversi con elegante versatilità, anche grazie alla disponibilità di diverse basi in metallo, per ogni ambiente ed esigenza: in casa, in ufficio e nelle situazioni contract.

A classic of modern furniture, revisited to develop a highly-evolved linearity and dynamism in its shapes. Gaba is an easy chair that cosily envelops the body, and fits into the widest range of different spaces with elegant versatility, further enhanced by the choice of different metal bases to suit any setting or requirement, at home, in the office, or in the contract world.



Gaba 1540 PO B13G



Prodotto / Product
Gaba ®

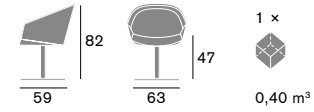
Design by
Edi & Paolo Ciani

Scocca / Shell
Poliuretano / Polyurethane

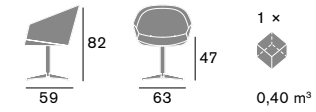
Base / Base
Metallo, Faggio / Metal, Beech



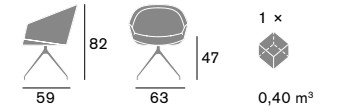
Gaba 1540 PO B01G
Dimensioni / Sizes



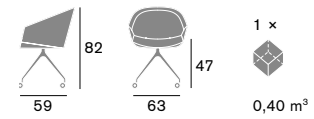
Gaba 1540 PO B13G
Dimensioni / Sizes



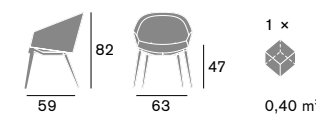
Gaba 1540 PO B31G
Dimensioni / Sizes



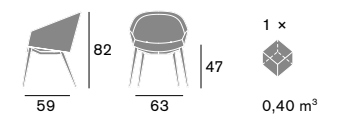
Gaba 1540 PO B34G
Dimensioni / Sizes



Gaba 1540 PO B51F
Dimensioni / Sizes



Gaba 1540 PO B92F
Dimensioni / Sizes



Note / Notes
F Base fissa / Fix base
G Base girevole / Swivel base



Mida

Design by
Edi & Paolo Ciani

Scocca / Shell
Poliuretano,
/ Polyurethane

Base / Base
Metallo, Faggio
/ Metal, Beech

Una forma inconfondibile, una versatilità totale: due caratteristiche complementari, per una seduta capace di aggiungere originalità e comfort ad ogni ambiente. Il suo volume dinamico, giocato su una sapiente armonia di pieni e vuoti, sorprende alla vista ma si rivela anche molto comodo a contatto con il corpo. La possibilità di abbinare diverse basi rende possibile soddisfare qualsiasi esigenza: dal ristorante, all'ufficio, al contract.

An unmistakable shape, and total versatility: two characteristics that complement each other, for a chair that will add originality and comfort to any setting. Its dynamic form, played on a knowing balance of solids and spaces, surprises us when we first see it, but we soon discover that it also offers remarkably comfortable sitting. The possibility of combining a range of different bases means it can meet any needs: from restaurants to offices to contract.





Prodotto / Product
Mida ®

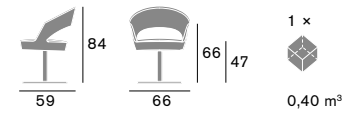
Design by
Edi & Paolo Ciani

Scocca / Shell
Poliuretano / Polyurethane

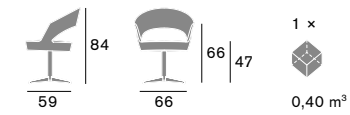
Base / Base
Metallo, Faggio / Metal, Beech



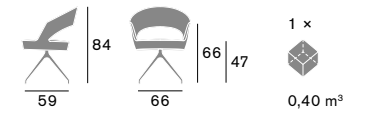
Mida 1570 PO B01G
Dimensioni / Sizes



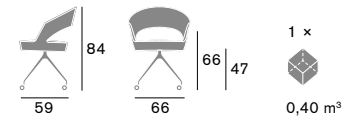
Mida 1570 PO B13G
Dimensioni / Sizes



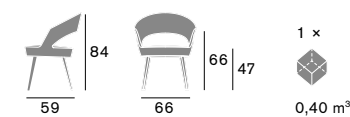
Mida 1570 PO B31G
Dimensioni / Sizes



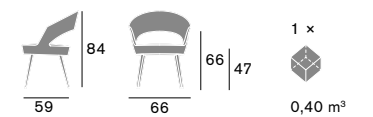
Mida 1570 PO B34G
Dimensioni / Sizes



Mida 1570 PO B23F
Dimensioni / Sizes



Mida 1570 PO B92F
Dimensioni / Sizes



Note / Notes
F Base fissa / Fix base
G Base girevole / Swivel base



Colimbas

Design by
Edi & Paolo Ciani

Scocca / Shell
Poliuretano
/ Polyurethane

Essenza / Essence
Metallo, Frassino
/ Metal, Ash

Linee essenziali ma accattivanti per questa poltroncina che infonde, già allo sguardo, un senso di leggerezza e comodità. La disponibilità di diverse basi in metallo e in legno, crea un piacevole contrasto con la morbidezza della seduta in poliuretano schiumato e rende possibile utilizzare Colimbas in diversi ambienti: dalla camera agli spazi collettivi.

Essential yet captivating lines for this chair that exudes a sense of lightness and comfort. The choice of different metal and wooden bases creates a pleasing contrast with the soft seat in polyurethane foam, and makes it possible to use Colimbas in a range of different environments: from the rooms to collective spaces.





Colimbas 1610 PO B42D



Colimbas 1610 PO B31G



Colimbas 1610 PO B94F



Prodotto / Product
Colimbas ®

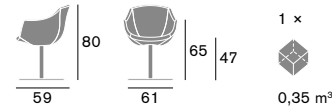
Design by
Edi & Paolo Ciani

Scocca / Shell
Poliuretano / Polyurethane

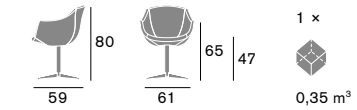
Base / Base
Metallo, Frassino / Metal, Ash



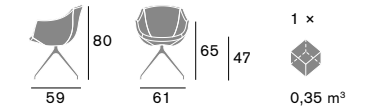
Colimbas 1610 PO B01G
Dimensioni / Sizes



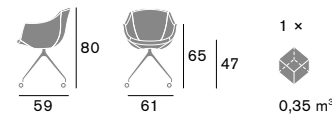
Colimbas 1610 PO B13G
Dimensioni / Sizes



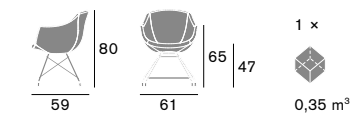
Colimbas 1610 PO B31G
Dimensioni / Sizes



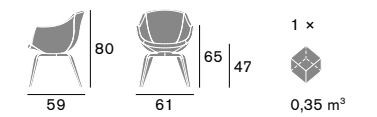
Colimbas 1610 PO B34G
Dimensioni / Sizes



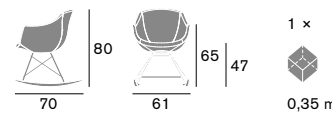
Colimbas 1610 PO B41F
Dimensioni / Sizes



Colimbas 1610 PO B94F
Dimensioni / Sizes



Colimbas 1610 PO B42D
Dimensioni / Sizes



Note / Notes
F Base fissa / Fix base
G Base girevole / Swivel base
D Base a dondolo / Rocking base



Fleur

Design by
Edi & Paolo Ciani

Scocca / Shell
Poliuretano
/ Polyurethane

Base / Base
Metallo / Metal


Una forma ergonomica, ispirata dalla natura, accoglie il corpo ed al tempo stesso arreda lo spazio, declinandosi in molteplici tipologie e soddisfacendo ogni esigenza, anche in versione divano. La scocca imbottita di Fleur, simile al calice di un fiore, può essere infatti abbinata a diverse strutture metalliche, fisse o girevoli, per inserirsi in qualsiasi ambiente: dalla casa, al contract, all'ufficio, ad una sala d'attesa o una hall d'albergo.

An ergonomical shape drawn from nature embraces the body while enhancing the decor, in all its multiple forms that can satisfy any requirement, also available as a sofa. The upholstered shell of Fleur, like the calyx of a flower, can be combined with numerous different metal structures, fixed or swivelling, to fit into any setting: from domestic to contract to offices, as well as waiting rooms or hotel foyers.









Prodotto / Product
Fleur ®

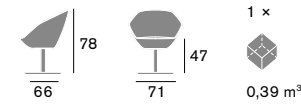
Design by
Edi & Paolo Ciani

Scocca / Shell
Poliuretano / Polyurethane

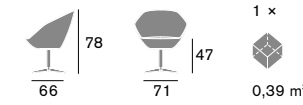
Base / Base
Metallo / Metal



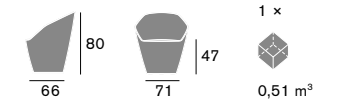
Fleur 1510 PO B01G
Dimensioni / Sizes



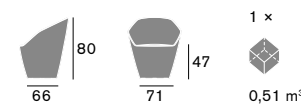
Fleur 1510 PO B13G
Dimensioni / Sizes



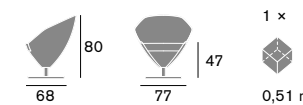
Fleur 1530 PO B01G
Dimensioni / Sizes



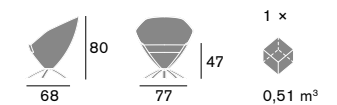
Fleur 1530 PO B08F
Dimensioni / Sizes



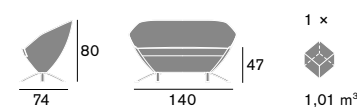
Fleur 1520 PO B01G
Dimensioni / Sizes



Fleur 1520 PO B35G
Dimensioni / Sizes



Fleur 2510 DI B33F
Dimensioni / Sizes



Note / Notes
F Base fissa / Fix base
G Base girevole / Swivel base



Feuss

Design by
Edi & Paolo Ciani

Scocca / Shell
Poliuretano
/ Polyurethane

Base / Base
Metallo / Metal

Destinata a un pubblico sofisticato ed esigente, Feuss esprime eleganza in ogni dettaglio ed è studiata per accogliere il corpo con un morbido abbraccio, inserendosi con versatilità in ogni scenario d'arredo contemporaneo: dalla casa, all'ufficio, al contract.

Designed for a sophisticated and choosy public, Feuss expresses elegance in every detail, and is conceived to welcome the body in a snug embrace, fitting into any contemporary space with its versatile charm: from home to office to contract.



Feuss 1620 PO B02G



Prodotto / Product
Feuss ®

Design by
Edi & Paolo Ciani

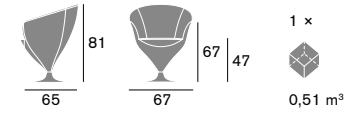
Scocca / Shell
Poliuretano / Polyurethane

Base / Base
Metallo / Metal



Feuss 1620 PO B02G
Dimensioni / Sizes


Note / Notes
G Base girevole / Swivel base



Index / A – Z


Alpha	Geisha	Sagitta
Arena	Ginger	Sendy
Artù	Grado	Sfer
Aston	Gren	Spring
Chas	Isire	Stea
Cocoon	Juno	Stube
Colimbas	Linea	Sumi
Derby	Mida	Tenues
Feuss	Missy	Tivoli
Fidia	Noss	Tress
Fleur	Plug	Xenia
Frech	Prisma	Yard
Fuji	Remo	Zoe
Gaba	Rock & Roll	
Gamma	Rototò	

Alpha



2521 SE Page: 052 2522 SE Page: 052 2523 SE Page: 052 2524 SE Page: 052 2525 SE Page: 052 2526 PO Page: 052

Alpha



2527 PO Page: 052 2528 PO Page: 052 2529 PO Page: 052 2530 PO Page: 052 2531 SG Page: 052 2533 SG Page: 052


Arena



2621 SE Page: 264 2623 PB Page: 264 2623 PA Page: 264 2626 LB Page: 264 2627 LA Page: 264 2111 SE Page: 162

Artù

Artù




2114 PO Page: 162 2113 SG Page: 162 2133 SE Page: 086 2134 DO Page: 086 1205 SE Page: 208 1205 PO Page: 208

Aston

Chas

Chas



1205 PSL Page: 208 1660 PO B95F Page: 306 1610 PO B01G Page: 360 1610 PO B13G Page: 360 1610 PO B31G Page: 360 1610 PO B34G Page: 360

Cocoon

Colimbas

Colimbas



1610 PO B41F Page: 360 1610 PO B94F Page: 360 1610 PO B42D Page: 360

Derby



2601 SE Page: 002 2602 PO Page: 002 2603 SG Page: 002

Feuss

Fidia

Fleur



1620 PO B02G Page: 378 1225 PO Page: 238 1510 PO B01G Page: 368 1510 PO B13G Page: 368 1530 PO B01G Page: 368 1530 PO B08F Page: 368

Fleur

Frech

Fuji



1520 PO B01G Page: 368 1520 PO B35G Page: 368 2510 DI B33F Page: 368 1220 SE Page: 248 1220 PO Page: 248 2004 SE Page: 176

Fuji

Gaba



2004 PO Page: 176 2004 LO Page: 176 2004 SG Page: 176 1540 PO B01G Page: 348 1540 PO B13G Page: 348 1540 PO B31G Page: 348

Gaba

Gamma

Geisha



1540 PO B34G Page: 348 1540 PO B51F Page: 348 1540 PO B92F Page: 348 1245 SE Page: 242 1245 PO Page: 242 1640 PO GS Page: 300

Geisha **Ginger**




1640 PO GT3 Page: 300 **1640 PO GT4** Page: 300 **2126 SE** Page: 076 **2126 SE** Page: 076 **2126 SE** Page: 076 **2127 SG** Page: 076

Ginger **Grado** **Gren**




2127 SG Page: 076 **2127 SG** Page: 076 **2541 SE** Page: 032 **2542 PO** Page: 032 **2543 SG** Page: 032 **2311 TA** Page: 070

Gren **Isire** **Juno** **Linea**




2312 TB Page: 070 **1215 PO** Page: 214 **2491 SE** Page: 128 **2492 PO** Page: 128 **1001 SE** Page: 186 **1001 PO** Page: 186

Linea **Mida**



1001 SG Page: 186 **1011 SE** Page: 186 **1012 PO** Page: 186 **1013 SG** Page: 186 **1570 PO B01G** Page: 354 **1570 PO B13G** Page: 354

Mida **Missy**



1570 PO B31G Page: 354 **1570 PO B34G** Page: 354 **1570 PO B23F** Page: 354 **1570 PO B92F** Page: 354 **1630 PO B93F** Page: 284 **1631 SE B93F** Page: 284

Missy **Noss**



1630 PO B99F Page: 284 **1631 SE B99F** Page: 284 **1580 PO B01G** Page: 292 **1580 PO B13G** Page: 292 **1580 PO B31G** Page: 292 **1580 PO B34G** Page: 292

Noss



1580 PO B91F Page: 292 **1582 PO B91F** Page: 292 **1581 PO B01G** Page: 292 **1581 PO B13G** Page: 292 **1581 PO B31G** Page: 292 **1581 PO B34G** Page: 292

Noss **Plug** **Prisma**



1581 PO B91F Page: 292 **2001 SE** Page: 106 **2001 PO** Page: 106 **2052 PO** Page: 106 **1670 PO B98F** Page: 322 **1670 PO B01G** Page: 322

Prisma



1670 PO B13G Page: 322 **1670 PO B38GD** Page: 322 **1671 PO B98F** Page: 322 **1671 PO B01G** Page: 322 **1671 PO B13G** Page: 322 **1671 PO B38GD** Page: 322

Prisma



1672 PO B98F Page: 322 **1672 PO B01G** Page: 322 **1672 PO B13G** Page: 322 **1672 PO B38GD** Page: 322 **1673 PO B98F** Page: 322 **1673 PO B01G** Page: 322

Prisma **Remo** **Rock & Roll**



1673 PO B13G
Page: 322



1673 PO B38GD
Page: 322



2201 SE
Page: 094



2202 SG
Page: 094



2203 LO
Page: 094



1680 PO B15D
Page: 332

Rock & Roll



1680 PO B16G
Page: 332



1680 PO B01G
Page: 332



1680 PO B13G
Page: 332



1680 PO B31G
Page: 332



1680 PO B34G
Page: 332



1210 PO
Page: 230

Rototò

Sagitta



2121 PO
Page: 170

Sendy



152 SE
Page: 198



152 1 SE
Page: 198



152 3 SE
Page: 198



152 C SE
Page: 198



152 I SE
Page: 198

Sendy



152 L SE
Page: 198



152 R SE
Page: 198



152 T SE
Page: 198



1560 PO B01G
Page: 342



1560 PO B13G
Page: 342



1560 PO B31G
Page: 342

Sfer

Sfer



1560 PO B34G
Page: 342



1560 PO B23F
Page: 342



1560 PO B92F
Page: 342



1650 PO B97F
Page: 276



1655 T01 B44F
Page: 276



1655 T02 B44F
Page: 276

Spring

Spring



1655 T03 B43F
Page: 276



1655 T04 B44F
Page: 276



1230 PO
Page: 220



2511 SE
Page: 044



1550 PO B01G
Page: 314



1550 PO B13G
Page: 314

Stea

Stube

Sumi

Sumi



1550 PO B38GD
Page: 314



1551 PO B01G
Page: 314



1551 PO B13G
Page: 314



1551 PO B38GD
Page: 314



2301 SE
Page: 152



2302 PO
Page: 152

Tenues

Tenues

Tivoli



2303 SG
Page: 152



2501 SE
Page: 014



2502 PO
Page: 014



2503 SG
Page: 014



2504 LO
Page: 014



2509 LO
Page: 014

Tress

Xenia

Yard



1240 PO
Page: 224



1240 PSL
Page: 224



2611 SE
Page: 140



2612 PO
Page: 140



2613 SG
Page: 140



2002 SE
Page: 120

Yard

Zoe



2002 SG
Page: 120



2012 SE
Page: 120



2014 SG
Page: 120



1122 SE
Page: 256



1122 PO
Page: 256



1122 SG
Page: 256

Note informative

Tutti i prodotti del presente catalogo sono modelli brevettati. Le fotografie del presente catalogo ed il contenuto delle stesse sono di proprietà esclusiva. Tutti i diritti di legge sono riservati. La misura relativa all'altezza della seduta, riportata nelle tabelle tecniche, si riferisce esclusivamente ai modelli fotografati nel presente catalogo. Cerchiamo continuamente di migliorare la qualità dei nostri prodotti facendo attenzione a non modificarne il disegno. Tutti i diritti sono riservati. Nessuna parte di questa pubblicazione può essere riprodotta, registrata o trasmessa in nessuna forma o per alcun motivo (elettronico, meccanico, fotocopiato, registrato o altro) senza il preventivo permesso del proprietario del copyright. I trasgressori saranno perseguiti a termini di legge. I prodotti commercializzati dall'azienda sono solo quelli presenti nelle schede tecniche.

Vi ringraziamo per aver preso visione degli articoli contenuti nella presente pubblicazione e Vi invitiamo se interessati a richiedere il catalogo della collezione "Contemporary Contract Chairs" per avere una panoramica completa dei prodotti da noi offerti.

Informative notes

All products of the present catalogue are patented models. The photos of this catalogue and their content are of exclusive property. All legal rights reserved. The height of the seat indicated in the technical charts is exclusively referred to the models photographed in this catalogue. We are continuously striving to improve the quality standards in our products, without modifying the general appearance of same. Therefore we reserve the right to make these changes without prior notice to the purchaser. All rights reserved. No part of this publication may be reproduced, stored or transmitted in any form by any means (electronic, mechanical, photocopying, recording or otherwise) without the prior permission of the copyright owner. Violators will be prosecuted to the full extent of the law. The products commercialized by the company are the suitable ones in the technical cards.

We thank you for looking at the models included in this catalog and we invite you, if you are interested in it, to ask us the catalog for our "Contemporary Contract Chairs" in order to have complete overview of our production.

Concept
and Graphic Design
Studio Malisan

Photo
Alessandro Paderni (Studio Eye);
Matteo Lavazza Seranto;
Aztec Design Clinic;
Officine Fotografiche Friulane;
Neferstudio

Printing
Grafiche Manzanese

Ed. Marzo 2023
Copyright © 2023
by Cizeta Srl

Made and printed in Italy



