



# MADE BY HAND

DATASHEET

**FUSE**

MADE BY HAND

FUSE



Fuse Portable

## FUSE PORTABLE

Named by its distinct component in solid brass that reaches out to hold and organically merge with the form of the glass shade, FUSE Collection is a family of interior lamps that comprises single wall, double wall, triple pendant and portable versions. With a starting point of soft, classic yet contemporary shapes and genuine materials such as burnished brass, 3 layered opal-glass and natural alabaster stone, the initial ambition with the FUSE Collection, was to conceive a design that strives for longevity by its deliberate approach to materiality and form.



Morten Bo Jensen  
Designer, Fuse



Fuse, Portable

### Description

Shade is made of opal glass, diffuser of alabaster stone, fittings of burnished brass and base of calacatta viola marble.

### Design

GROUNDWORK Studio

### Light Source

Built-in LED  
3-step Dimming  
2700 Kelvin  
Output 2,5W  
Operation time: 15h  
Lumen 180  
LED Lifetime 13.000h  
CRI 90  
Charging time (0-100%) 8h  
220-240V - 50Hz  
Voltage input 5V, 2A

### Cord

Magnetic charging cord included.

### Certifications

CE-Certified, UKCA, IP20

### Measurements

Ø12 x H24 cm

### Warranty

2 years

### Cleaning and care

Remove wet stains by carefully dabbing with a lint-free cloth or sponge wrung in warm, detergent-free water. Damage caused by stain removers and cleaners are not covered by the Made by Hand warranty.

[Care and maintenance link](#)

[Instruction manual link](#)

Slight variations will occur in the alabaster stone and marble.



Measurements  
Ø12 x H24 cm

## FUSE SINGLE WALL

Named by its distinct component in solid brass that reaches out to hold and organically merge with the form of the glass shade, FUSE Collection is a family of interior lamps that comprises single wall, double wall, triple pendant and portable versions. With a starting point of soft, classic yet contemporary shapes and genuine materials such as burnished brass, 3 layered opal-glass and natural alabaster stone, the initial ambition with the FUSE Collection, was to conceive a design that strives for longevity by its deliberate approach to materiality and form.



Morten Bo Jensen  
Designer, Fuse



Fuse, Single Wall



Measurements  
L17,5 x H9 x W12 cm

---

### Description

Shade is made of opal glass, diffuser of alabaster stone and fittings of burnished brass.

### Design

GROUNDWORK Studio

### Light Source

1 x E14 Socket, max 20W  
Sample bulb included\*  
220-240V - 50Hz

### Cord

300 cm black textile cord with switch. Can be hardwired.

### Certifications

CE-Certified, UKCA, IP20

### Measurements

L17,5 x H10 x W12 cm  
Backplate Ø10 cm

---

### Warranty

2 years

### Cleaning and care

Remove wet stains by carefully dabbing with a lint-free cloth or sponge wrung in warm, detergent-free water. Damage caused by stain removers and cleaners are not covered by the Made by Hand warranty.

[Care and maintenance link](#)

[Instruction manual link](#)

---

*\*The included light source is complimentary and therefore considered a consumable part, not covered by warranty or claims.*

# FUSE DOUBLE WALL

Named by its distinct component in solid brass that reaches out to hold and organically merge with the form of the glass shade, FUSE Collection is a family of interior lamps that comprises single wall, double wall, triple pendant and portable versions. With a starting point of soft, classic yet contemporary shapes and genuine materials such as burnished brass, 3 layered opal-glass and natural alabaster stone, the initial ambition with the FUSE Collection, was to conceive a design that strives for longevity by its deliberate approach to materiality and form.



Morten Bo Jensen  
Designer, Fuse



Fuse, Double Wall

---

### Description

Shade is made of opal glass, diffuser of alabaster stone and fittings of burnished brass.

### Design

GROUNDWORK Studio

### Light Source

2 x E14 Socket, max 20W  
Sample bulbs included\*  
220-240V - 50Hz

### Cord

300 cm black textile cord with switch. Can be hardwired.

### Certifications

CE-Certified, UKCA, IP20

### Measurements

L17,5 x H10 x W27 cm  
Backplate Ø10 cm

---

### Warranty

2 years

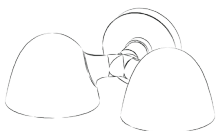
### Cleaning and care

Remove wet stains by carefully dabbing with a lint-free cloth or sponge wrung in warm, detergent-free water. Damage caused by stain removers and cleaners are not covered by the Made by Hand warranty.

[Care and maintenance link](#)

[Instruction manual link](#)

*\*The included light source is complimentary and therefore considered a consumable part, not covered by warranty or claims.*



Measurements  
L17,5 x H10 x W27 cm

# FUSE TRIPLE PENDANT

Named by its distinct component in solid brass that reaches out to hold and organically merge with the form of the glass shade, FUSE Collection is a family of interior lamps that comprises single wall, double wall, triple pendant and portable versions. With a starting point of soft, classic yet contemporary shapes and genuine materials such as burnished brass, 3 layered opal-glass and natural alabaster stone, the initial ambition with the FUSE Collection, was to conceive a design that strives for longevity by its deliberate approach to materiality and form.



Morten Bo Jensen  
Designer, Fuse



Fuse, Triple Pendant

## Description

Shade is made of opal glass, diffuser of alabaster stone and fittings of burnished brass.

## Design

GROUNDWORK Studio

## Light Source

3 x E14 Socket, max 20W  
Sample bulbs included\*  
220-240V - 50Hz

## Cord

300 cm black textile cord with switch.

## Certifications

CE-Certified, UKCA, IP20

## Measurements

L25 x H10 x W27 cm

## Warranty

2 years

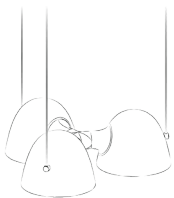
## Cleaning and care

Remove wet stains by carefully dabbing with a lint-free cloth or sponge wrung in warm, detergent-free water. Damage caused by stain removers and cleaners are not covered by the Made by Hand warranty.

[Care and maintenance link](#)

[Instruction manual link](#)

*\*The included light source is complimentary and therefore considered a consumable part, not covered by warranty or claims.*




Measurements  
L25 x H10 x W27 cm



Canopy

MADE BY HAND



VISIT US IN OUR SHOWROOM

Made by Hand ApS  
Nelson Mandelas Allé 16  
2450 Copenhagen SV  
Denmark

+45 70208464  
info @madebyhand.dk  
www.madebyhand.dk