


Panthella Table 320


Panthella Table 320 - 5744167136

The fixture emits a soft, comfortable, glare-free, light. The metal-shade versions direct the light directly downward, creating a pleasant illumination due to the inner white-painted shade and the reflection from the trumpet-shaped stem. The opal acrylic produces a diffused, comfortable light due to the translucent shade, the downward reflection from the inner shade, and the reflection from the trumpet-shaped stem.



Verner Panton

Verner Panton (1926-1998) is famous for his inspirational and colorful personality. A unique person with a special sense for color, shape, light function and space. Over the course of his career, Panton introduced a series of modern lamps with personalities unlike any of his Scandinavian contemporaries.



Product info

Information

White cord on white opal and metallised brass versions. Black cord on grey opal and chrome versions.

Mounting

Cord type: Plastic cord with plug. Cord length: 2.5 m. Light control: On/off switch on cord. Diffuser with bajonet lock.

Finish

White opal acrylic shade with white stand. Grey opal acrylic shade with high-luster chrome stand. High-luster chrome shade and stand. Brass metallised shade and stand.

Materials

Shade: Injection-molded acrylic or deep-drawn steel. Base and housing: Cast aluminum. Diffuser: Injection-molded opal pmma.

Sizes and weights

Width x Height x Length (mm) | 320 x 438 x 320 Max 1.5 kg

Class

Ingress protection IP20. Electric shock protection II.

Light source

1x7.5W E14 Max. diameter: 48 mm Max. height: 83 mm

Information

White cord on white opal and metallised brass versions. Black cord on grey opal and chrome versions.



Product family




Panthella Table




Panthella Floor




Panthella MINI



Panthella Portable



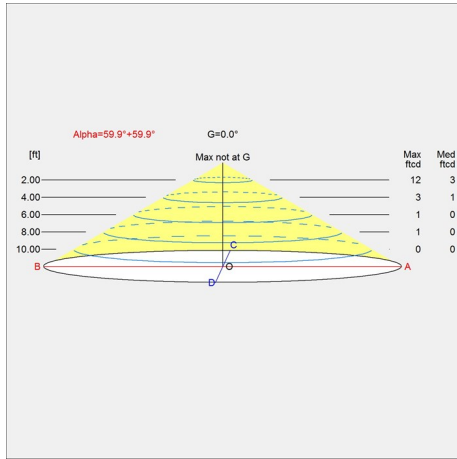
Panthella Portable Metal



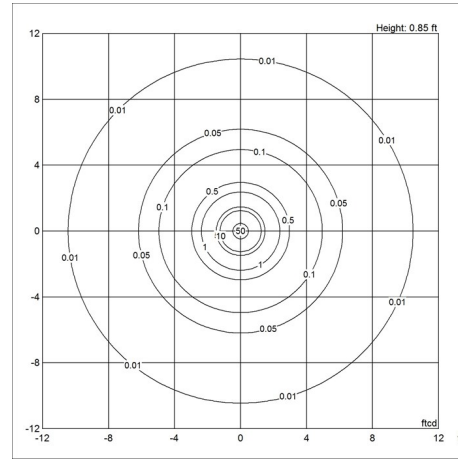
Panthella Portable V2

Light distribution diagrams

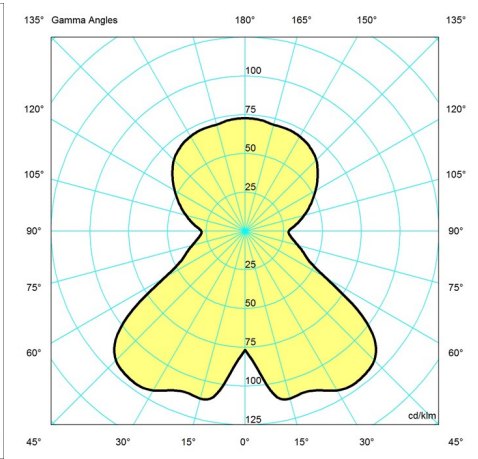
Cartesian



Isolux



Polar



Spare parts & accessories

Product	Variant number
Panthea Table 320 diffuser	5744167592
Panthea Table 320 bayonet base	5744167602
Panthea Table 320 shade opal	5744167615
Panthea Table 320 shade brass PVD	5744167628
Panthea Table 320 shade chrome	5744167631
Panthea Table 320 top nut chrome	5744167644
Panthea Table 320 top nut brass PVD	5744167657
Panthea Table 320 shade opal grey	5744168041

Data specifications

Colour	White opal acryl	Length	320
Width	320	Height	438
Built-in Height	-	IP class	-
Class	II	Net Weight	1.5
Standby (W)	-	Power Factor (P = 100 % / P = 50 %)	-

Panthea Table 320

Inrush Current	-
Kelvin	-
SDCM	-
Watt	-
Light control	-
UGR Transversal / Axial	11.0/11.0
Driver life	-

Light source	1x7.5W E14
CRI	-
Lumen	-
Efficacy	-
Min. Dim Level (%)	-
L80B50 (hours)	-