

# Above

Above - 5741099362

The fixture emits soft comfortable downlight. The conical shape and the matt, white-painted inside help assure even distribution of the light. The opening in the top of the fixture provides decorative illumination of the arch above, and ensures that the fixture retains the full expression of its visual shape both when illuminated and when switched off.



## Mads Ogdgård

The Danish designer Mads Ogdgård (1960 to present), is a leading figure in a new generation of international designers. He is a minimalist and a 'less is more' man, who would rather deduct than add. More than anything, he believes that excellent design must be logical and functional if it is to endure.



**Set location:**  
**Alpha Dominche**



## Product info

### Information

Ø400 & 550 LED: Compatible with leading and trailing edge mains dimmers. Please note that low power consumption on some products can affect dimming properties. Ø400 & 550 LED variants are delivered with antiglare shade included. For all other variants the antiglare shade can be purchased as an accessory.

### Mounting

Suspension type: Cable 2x0,75mm<sup>2</sup> (Ø175/250) Cable 2x1,00mm<sup>2</sup> (Ø400 E27) Cable 2x1,5mm<sup>2</sup> (Ø400 LED). Cable 2x0,75mm<sup>2</sup> with wire (Ø550). Canopy: Yes. LED canopy contains driver. Cable length: 3m (Ø175/250/400 (E27)), 4m (Ø400 (LED)/Ø550).

### Finish

White, matt or Black, matt, wet painted.

### Materials

Shade: Spun aluminium.

### Sizes and weights

Width x Height x Length (mm) | 550 x 660 x 550 Max 5.5 kg | 175 x 210 x 175 Max 0.6 kg | 250 x 300 x 250 Max 1.0 kg | 400 x 480 x 400 Max 4.0 kg

### Class

Ingress protection IP20. Electric shock protection II w/o ground (E27). Electric shock protection I w. ground. (LED)

### Light source

1x60W E27

### Information

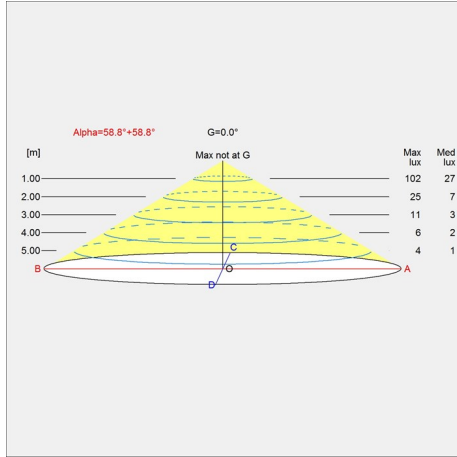
Ø400 & 550 LED: Compatible with leading and trailing edge mains dimmers. Please note that low power consumption on some products can affect dimming properties.

Ø400 & 550 LED variants are delivered with antiglare shade included. For all other variants the antiglare shade can be purchased as an accessory.

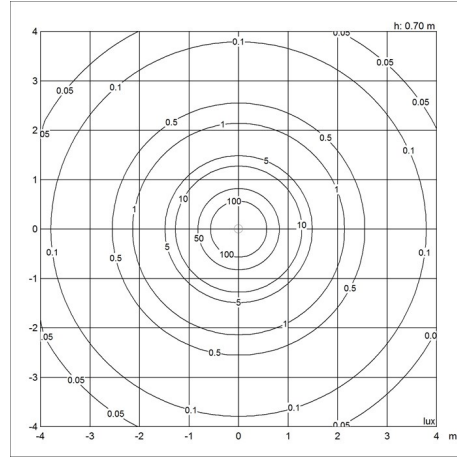


# Light distribution diagrams

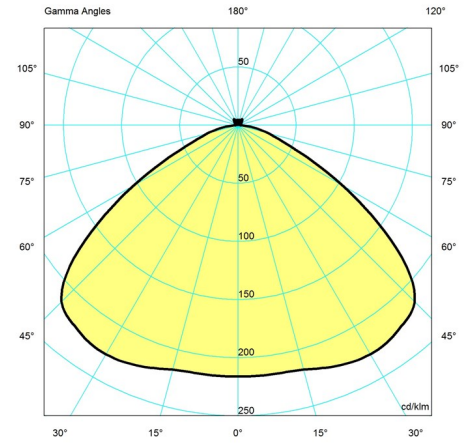
Cartesian



Isolux



Polar



## Spare parts & accessories

**Product**

Canopy Black 2-part tophat®  
 ABOVE 250 PEND ANTI-GLARE SHADE MATT  
 ABOVE 400/550 PEND ANTI-GLARE SHADE MATT

**Variant number**

5749329021  
 5741910483  
 5741910496

## Data specifications

|                 |              |                                     |                  |
|-----------------|--------------|-------------------------------------|------------------|
| Colour          | <b>Black</b> | Length                              | <b>175</b>       |
| Width           | <b>175</b>   | Height                              | <b>210</b>       |
| Built-in Height | -            | IP class                            | <b>20</b>        |
| Class           | <b>II</b>    | Net Weight                          | <b>0.6</b>       |
| Standby (W)     | -            | Power Factor (P = 100 % / P = 50 %) | -                |
| Inrush Current  | -            | Light source                        | <b>1x60W E27</b> |
| Kelvin          | -            | CRI                                 | -                |

**Above**

|                         |                  |
|-------------------------|------------------|
| SDCM                    | -                |
| Watt                    | -                |
| Light control           | -                |
| UGR Transversal / Axial | <b>19.7/19.7</b> |
| Driver life             | -                |

|                    |   |
|--------------------|---|
| Lumen              | - |
| Efficacy           | - |
| Min. Dim Level (%) | - |
| L80B50 (hours)     | - |