





Product Details

Beech hardwood frame structure is supported by plywood and MDF panels. The elastic column is used for the seat. Seat foam is 32 density soft PU foam and soft foam backrest cushions have a zipper on the fabric for dressing. Silicon fiber sheet is used before upholstery to give more comfort.

Leg Alternatives

Wood Dowel Leg, Metal Dowel Leg

Materials Upholstery

Fabric, Leather, Artificial Leather. COM and COL options are also available.

Leg Materials

Wood Dowel Leg, Metal Dowel Leg

Leg Materials

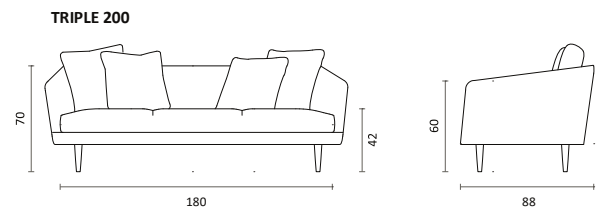
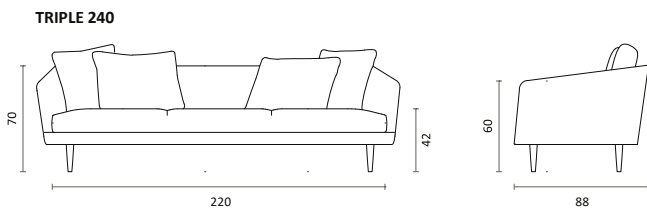
Metal Leg Finishes: Chrome, Electrostatic Powder Coating Colors, Decorative Coatings

Wood Leg Finishes: Natural Ash Wood, Black Ash Wood, Walnut Beech Wood

	Ø65 cm	Ø95 cm	Ø125 cm	65x65 cm	95x65 cm	125x65 cm
textile fabric yardage (mt)	1	1,5	1,8	1,5	1,8	2,5
real leather square meter(m) ²	1,4	2,1	2,52	2,1	2,52	3,5

Click to view the fabric and material catalogues via bt.design:

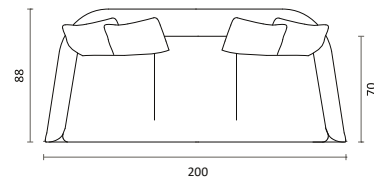
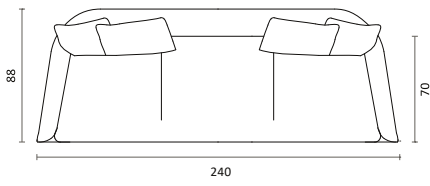
Dimensions (cm)



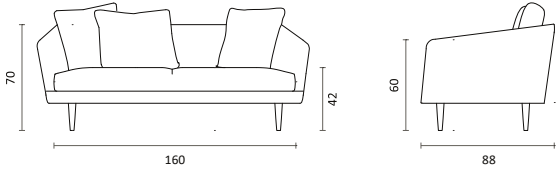
[B&T Fabric Catalogues](#)

[B&T Material Catalogues](#)

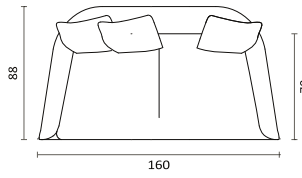
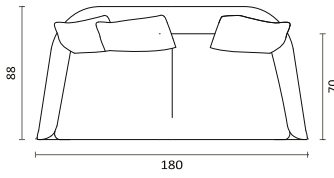
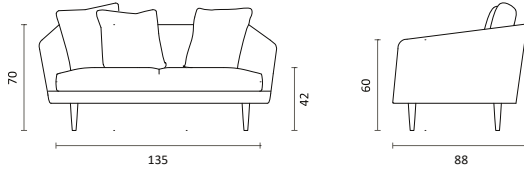




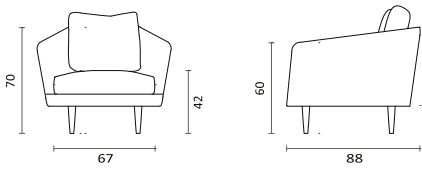
DOUBLE 180



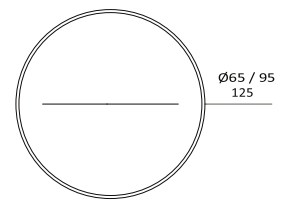
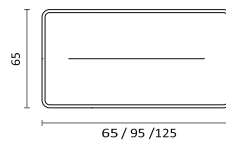
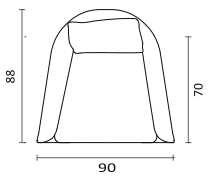
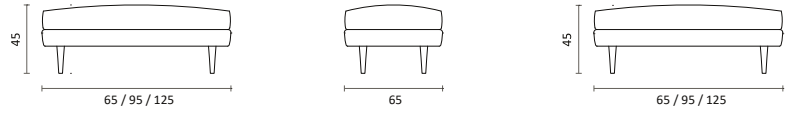
DOUBLE 160



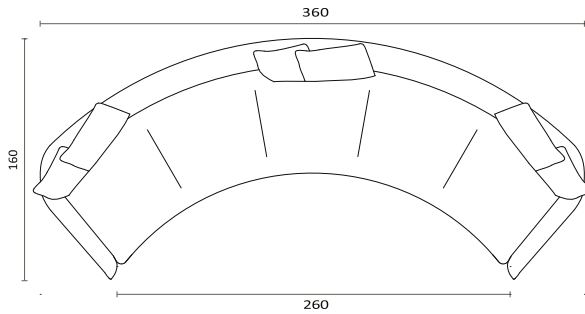
SINGLE



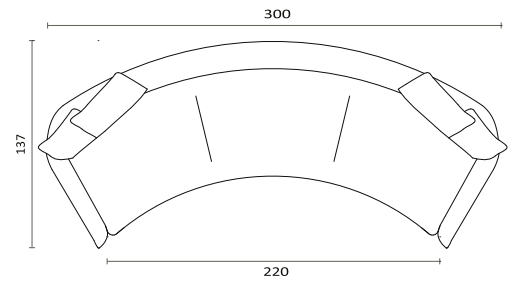
POUF



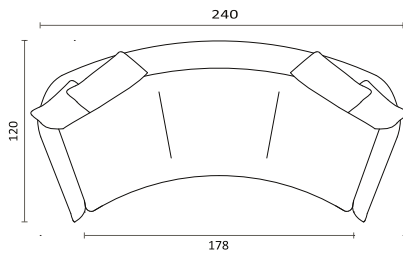
CURVED 360



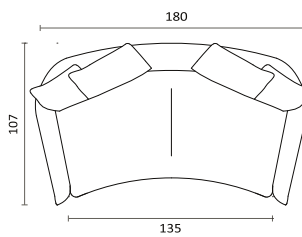
CURVED 300



CURVED 240




CURVED 180



Shipment Details

	240 cm	200 cm	180 cm	160 cm	Single	Curve 360 cm	Curve 300 cm	Curve 240 cm	Curve 180 cm
Cbm (m3)	1,46	1,23	1,11	0,99	0,55	4,03	2,8	2	1,34
Weight (kg)	45	37	33	28	18	56	50	44	38

Downloads

CAD files and photos are available at [bt.design](#) 

Care and maintenance instructions are available at [bt.design](#) 

Warranty

The guarantee policy of B&T Design protects their products in case of any defects regarding manufacturing and materials up to 5 years starting from the date of the invoice. Damages caused by lack of proper maintenance or misuse are not included in this warranty.