

Yuh Floor

Yuh Floor - 5744162678

The fixture primarily provides glare-free downward directed light. The angle of the shade can be adjusted to optimize light distribution. A slim opening in the top of the shade provides soft, ambient upward illumination. A mechanical system provides great freedom of movement, so the light can always be set in the ideal position in the workspace, living room etc. Build-in LED technology provides a high quality of light with stepless dimming at 15 to 100%. Timer function to automatically turn off the light after amount of time, selectable between off/4 hours/8 hours. Function to set a fixed light level each time the lamp is connected to main power. In the upper part of the tube a button acts as switch and dimmer.



GamFratesi

GamFratesi's design take their creative drive from a fusion of tradition and innovation in an experimental approach to their chosen materials and techniques. Each with their own traditional background, Stine Gam and Enrico Fratesi draw on classic Danish furniture and craftsmanship as well as a classic Italian intellectual and conceptual approach.



Set location -
The Qvest



Set location - The Qvest

Product info

Information

A single push button located at the lamp will control the functions on/off and dimming. Turn on/off the light with light fading in/out. Stepless dim of the light to a suitable level between 15 and 100%. Timer function to automatically turn off the light after amount of time, selectable between off/4 hours/8 hours. Function to set a fixed light level each time the lamp is connected to main power. LED driver fitted externally on cord. For LED replacement kit please contact Louis Poulsen. The innovation of the LED technology is constant. The specifications mentioned are based on present technology.

Mounting

Cable type: Plastic cord. Cable length: 2,5m. Stepless dim between 15 and 100%. Timer function: 4 hours/8 hours. Light control: Switch on top of the stem. LED driver: separate, plugs into power outlet.

Finish

White or black. Matt wet painted. Brass/Marble versions: White or black shade. Matt wet painted. Clear lacquered, brushed brass stem. Matt marble base.

Materials

Shade: Die cast aluminium. Base: Die cast aluminium (wet painted) or brushed marble. Marble: Italian Nero Margiua or White Carrara. Stem: Extruded brass (wet painted or clear lacquered).

Sizes and weights

Width x Height x Length (mm) | 240 x 1400 x 240 Max 5.3 kg

Class

Ingress protection IP20. Electric shock protection II w/o ground.

Light source

LED 2700K 10W

Lumen: 446

Information

A single push button located at the lamp will control the functions on/off and dimming. Turn on/off the light with light fading in/out. Stepless dim of the light to a suitable level between 15 and 100%. Timer function to automatically turn off the light after amount of time, selectable between off/4 hours/8 hours. Function to set a fixed light level each time the lamp is connected to main power. LED driver fitted externally on cord. For LED replacement kit please contact Louis Poulsen. The innovation of the LED technology is constant. The specifications mentioned are based on present technology.



Product family



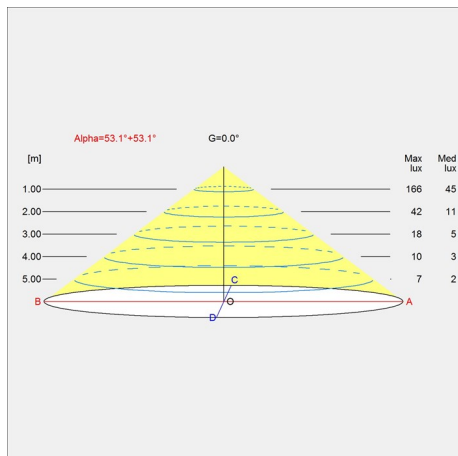
Yuh Wall



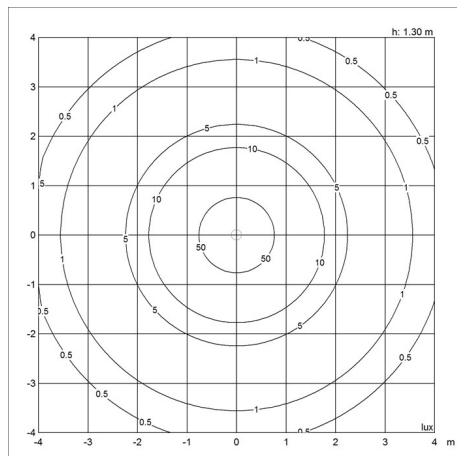
Yuh Table

Light distribution diagrams

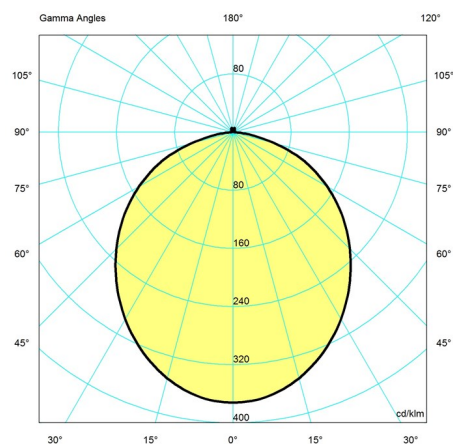
Cartesian



Isolux



Polar



Spare parts & accessories

Product	Variant number
Adaptor 12V black	5744164867
Adaptor 12V white	5744164870

Data specifications

Colour	Brass/black	Length	240
Width	240	Height	1400
Built-in Height	-	IP class	20
Class	II	Net Weight	4.3
Standby (W)	-	Power Factor (P = 100 % / P = 50 %)	-
Inrush Current	-	Light source	LED 2700K 10W
Kelvin	2700	CRI	90
SDCM	3	Lumen	446

Yuh Floor

Watt	10
Light control	-
UGR Transversal / Axial	20.9/20.9
Driver life	-

Efficacy	45
Min. Dim Level (%)	-
L80B50 (hours)	>100.000